

# DEEP PUBLIC SCHOOL D-2, VASANT KUNJ

## SUMMER HOLIDAY HOMEWORK

**CLASS – KG ( 2025-26)**

STUDENTS NAME:- .....

### **KINDLY NOTE:-**

- Sit with your child and help them in completing their work.
- The work should be neat also kindly write the child's name in the holiday homework.

# CREATIVE CORNER

1) Tell stories (hindi /English/ both ) to your children which has good moral values.

2) Children let's try something fun. Lets try to make something refreshing! Sharing receipes with you

## MANGOSHAKE



1. Firstly rinse and then peel 2 medium-sized mangoes. Chop them and add in a mixer or blender jar. Also, add 1 pinch saffron strands. Including saffron is optional. if you like, feel free to add vanilla extract, ground cinnamon or ground cardamom for additional flavors.
2. Add 2 cups of coconut milk (thick or lite)/ almond milk/oats milk/ soy milk /cashew milk. Add some water or ice cubes if you have used thick coconut milk
3. Add 3 to 4 ice cubes. You can also add some sugar or any sweetener of your choice if you prefer.
4. Blend until smooth. If you find the milkshake too thick, add some water and blend again.
5. Pour in tall glasses and serve vegan mango milkshake immediately. While serving opt to garnish with chopped or sliced nuts like cashews, pistachios and almonds.


# ENGLISH

NAME:-.....

CLASS - KG

IDENTIFY AND CIRCLE THE ASSOCIATED PICTURE FOR THE GIVEN LETTER :-

1. **k**



2. **L**



3. **J**



4. **M**



5. **I**





Read each letter and say its sound. Find the picture whose beginning sound matches with the letter. Cut it and paste. Trace the letters with any colour

Read	Paste	Trace	Trace
g		g	g
h		h	h
i		i	i



Colour the objects which start from letter A “a”



# TIME TO HAVE SOME FUN

Make a dancing video of a Boogie-Woogie rhyme and send.

(Page-17 The learning horizon rhymes )

# हिंदी

दिनांक - \_\_\_\_\_

चित्र देखकर सही पर गोला बनाओ।



अ आ इ



औ ओ अ



अ उ ओ



अ आ उ



इ ए ऐ

चित्र के साथ अक्षरों का मिलान करें

य



भ



म



प



ब



फ



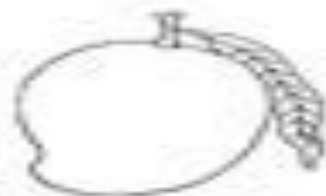


नाम:-

दिनांक:-



चित्र देखकर पहला अक्षर लिखे और रंग भरें



\_\_\_\_\_



\_\_\_\_\_



\_\_\_\_\_



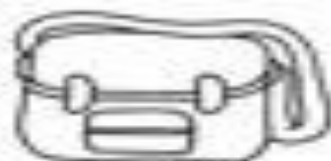
\_\_\_\_\_



\_\_\_\_\_



\_\_\_\_\_



\_\_\_\_\_



\_\_\_\_\_



\_\_\_\_\_



\_\_\_\_\_

# हिंदी गीतमाला

जादू का पीटारा ( हिंदी )


स्वर ज्ञान (पृष्ठ-13) सीखें और एक वीडियो बनाएं /

जादू का पीटारा ( हिंदी गीतमाला )

देखो-देखो कौन आया (पृष्ठ-4) गीत पर एक वीडियो बनाएं

# MATHS

CONNECT THE DOTS WITH PENCIL AND COLOUR IT








# COUNT THE NUMBER OF STARS AND MATCH WITH THE NUMBERS

Name: \_\_\_\_\_


## Count The Stars

Directions: Count the stars. Draw a line to the matching number.

	8
	3
	6
	9
	5

ActiveKids.com

Colour the shortest object with red colour and tallest with green colour









# MATHS ACTIVITY

**Paste any two things/ objects in a blank sheet also write your name.**

# GENERAL AWARENESS

Circle the healthy foods.



Tick (✓) what you use to keep yourself clean. Cross out (✗) incorrect ones.

	<input checked="" type="checkbox"/>		<input type="checkbox"/>
	<input type="checkbox"/>		<input type="checkbox"/>
	<input type="checkbox"/>		<input type="checkbox"/>
	<input type="checkbox"/>		<input type="checkbox"/>



# ART

## Finger painting activity

Make leaves with the use of finger (use green paint)

