



DEEP PUBLIC SCHOOL

D-2, VASANT KUNJ

SUMMER HOLIDAY HOMEWORK CLASS-1 (2025-26)

Student's Name: _____

NOTE:

- Kindly sit with your ward while they do the holiday homework and help them out.
- Ensure that the homework is done neatly and completed by the child.

ENJOY YOUR SUMMER BREAK



CREATIVE CORNER

- Art and Craft Book :Do pages: 6, 19, 21, 23, 33
- *Books train your mind to imagination to think big.* Please read as many books as possible with your child.
- Let's be a smart chef during summers! Sharing recipes with you.

Refreshing Mint + Lime Slushie



Ingredients Needed:

- Lime Juice- 5-6 tbsp
- Honey/ maple syrup – ½ cup (*or any other sweetener*)
- Fresh mint leaves- ¼ cup
- Cold water or sparkling water- 2 cups
- Ice- 5 to 6 cups

How to Prepare:

Step 1: Add all the above ingredients to a blender until the ice breaks into small slushy sizes. Add cold water or ice if required till you reach the desired consistency.

Step 2: Pour into glasses or jars, then top with two mint leaves and a straw.

Step 3: Embrace this perfect sugar-free summer drink with your family.

AVOCADO SANDWICH



Ingredients Needed:

- Bread
- Avocado
- Onion, tomato
- Green chili, pepper powder, lemon
- Coriander leaves

How to Prepare:

Step 1: Cut open the avocado and remove the seeds. Scoop out the avocado pulp with a spoon, mash it well without any lumps to make it smooth. Transfer it to a bowl.

Step 2: Add the ingredients to the avocado pulp. Then add pepper powder and lemon juice. Mix well.

Step 3: Spread a tablespoon of the avocado spread on one side of the bread, close seal it with another side. Press slightly. Heat a tawa and toast the sandwiches with ghee or butter.

You can take help from your family members to make the recipes. Enjoy!

NAMING WORDS

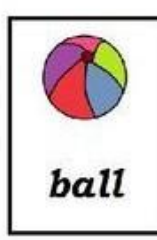




Circle each noun.

A noun is a person,
place or thing

the	big	Tom	bus	door
cat	stick	ate	win	this
on	child	apple	mom	pen
rug	go	is	one	how
dog	bike	sun	desk	room
find	are	it	red	me

Naming words - Nouns










See the pictures and write down the naming words in the correct box.



Name of animals	Name of things	Name of persons	Name of places

Articles - a/an


Write a or an before names


 Car <input type="text"/>	 Apple <input type="text"/>	 Elephant <input type="text"/>
 Ice cream <input type="text"/>	 Orange <input type="text"/>	 Umbrella <input type="text"/>
 Egg <input type="text"/>	 Helicopter <input type="text"/>	 Dog <input type="text"/>


Articles


Q. Fill in the blanks with correct articles.

A	An
---	----


1.  ____ pot.


7.  ____ note.

2.  ____ gun.

8.  ____ cup.


3.  ____ elf.


9.  ____ donut.


4.  ____ ant.

10.  ____ can.

5.  ____ pan.


11.  ____ cap.

6.  ____ nose.

12.  ____ kite.

My Body

Help her name her body parts!
Let's have fun cutting and pasting!



Head	Eyes	Nose	Mouth	Ears
Arms	Finger	Neck	Legs	Stomach

My Five Senses



I see with my _____



I hear with my _____



I taste with my _____




I touch with my _____



I smell with my _____

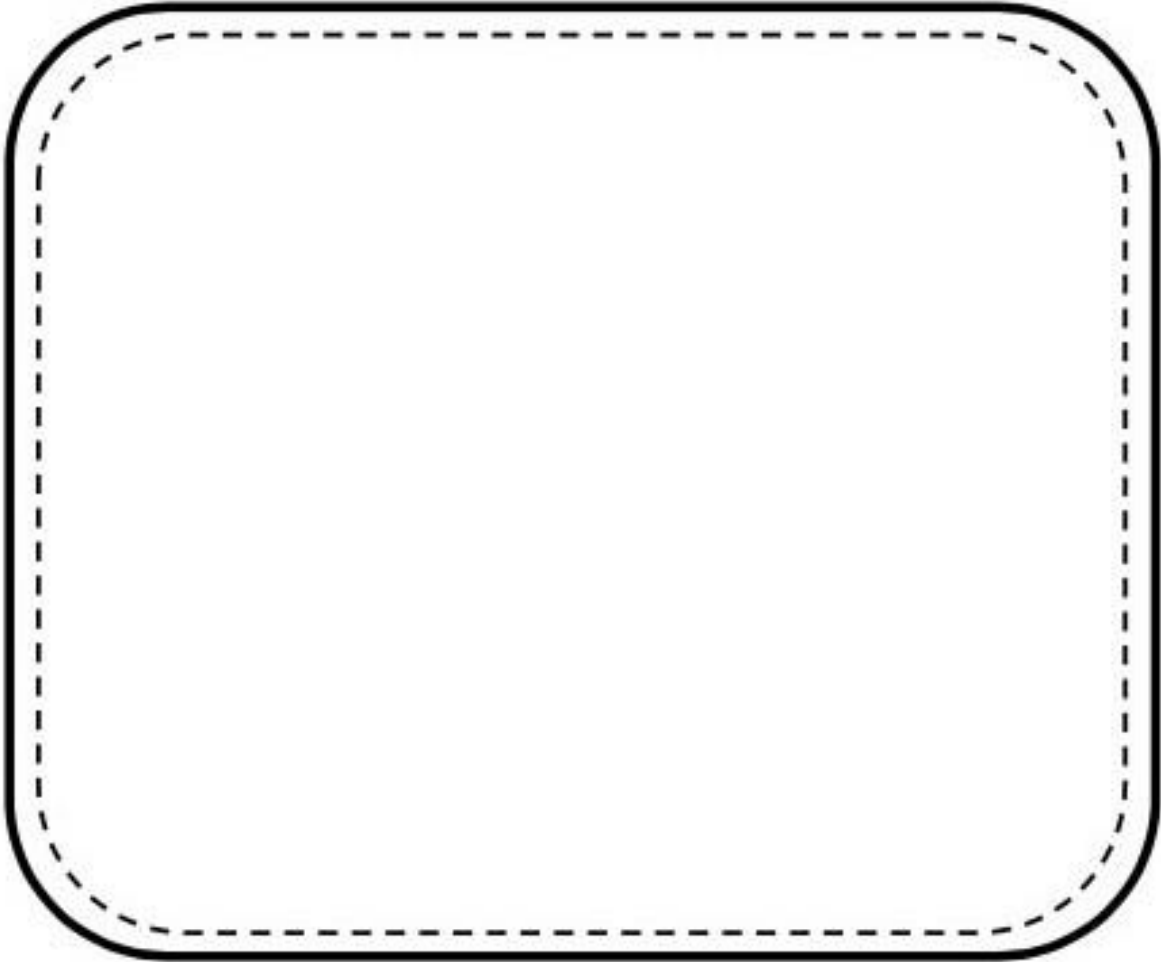
The Five Senses.

Match the dots to find appropriate sense organs and their functions.





This is my family.



BEFORE and AFTER

14	15	16
----	----	----

	12	
--	----	--

	7	
--	---	--

	6	
--	---	--

	10	
--	----	--

	14	
--	----	--

	13	
--	----	--

	3	
--	---	--

	17	
--	----	--

	11	
--	----	--

	18	
--	----	--

	9	
--	---	--



Greater Than or Less Than?

Count each group of objects in the box and say how the group on the left compares to the group on the right. Use the symbols for more math practice.

Is the first group **Greater than** $>$ **Less than** $<$ **Equal to** $=$ the next group?



$>$



Write the numbers in words.	
1	11
2	12
3	13
4	14
5	15
6	16
7	17
8	18
9	19
10	20

Single Digit Addition

1)
$$\begin{array}{r} 4 \\ + 5 \\ \hline \\ \hline \end{array}$$

2)
$$\begin{array}{r} 1 \\ + 5 \\ \hline \\ \hline \end{array}$$

3)
$$\begin{array}{r} 4 \\ + 3 \\ \hline \\ \hline \end{array}$$

4)
$$\begin{array}{r} 5 \\ + 3 \\ \hline \\ \hline \end{array}$$

5)
$$\begin{array}{r} 5 \\ + 2 \\ \hline \\ \hline \end{array}$$

6)
$$\begin{array}{r} 2 \\ + 4 \\ \hline \\ \hline \end{array}$$

7)
$$\begin{array}{r} 5 \\ + 1 \\ \hline \\ \hline \end{array}$$

8)
$$\begin{array}{r} 3 \\ + 1 \\ \hline \\ \hline \end{array}$$

9)
$$\begin{array}{r} 3 \\ + 5 \\ \hline \\ \hline \end{array}$$

10)
$$\begin{array}{r} 4 \\ + 1 \\ \hline \\ \hline \end{array}$$

11)
$$\begin{array}{r} 2 \\ + 3 \\ \hline \\ \hline \end{array}$$

12)
$$\begin{array}{r} 2 \\ + 1 \\ \hline \\ \hline \end{array}$$

आ (i) की मात्रा वाले शब्द



अ + i + म

=



न + i + क

=

4

च + i + र

=



क + i + र

=



घ + i + स

=



ज + i + ल

=



ग + म + ल + i

=



छ + i + त + i

=

मात्रा वाले अक्षरों को जोड़े और खाली जगा पर लिखे।

मि + त्र =

मित्र

चि + त्र =

जि + ला =

दि + या =

हि + त =

कि + र + ण =

मि + ल + न =

खि + ला + फ =

कि + ता + ब =

दि + ला + सा =