



ST. THOMAS' SCHOOL
DWARKA

Summer Holiday Homework (2025-26)

Class - I

Vacation is a happy delight,
Time to play, dance and shine so bright!
Make some art, have a treat too,
And create memories that last through!
Cook up a storm with your loved ones near,
And tackle those projects with enthusiasm clear!
Take some photos, and capture the fun,
And relive the moments, one by one!




Dear students

Let every moment of this exhilarating vacation be a time to rest, rejuvenate and nurture curiosity about the world around you. Don't forget to unite, connect and make lasting memories with your family and friends.


A few guidelines to make the summer break fruitful:

- **Spend some quality time** with your family. Have at least one meal together, play at least one indoor or outdoor game with them.
- **Cultivate a reading habit.** Get some story books of your choice to read.
- **Appreciate nature:** Go for a walk to the nearby park or garden daily. Observe and learn the names of different flowers and leaves.
- **Fitness dose:** Play your favourite games regularly and do some basic yoga to stay healthy.
- **Head to our heritage:** Find some time to visit museums and monuments with your family. Create memories by clicking pictures.
- **Value your time:** Try doing the activities independently and make a routine, as regular practice improves learning abilities.

Guide your ward to do at least one page of cursive writing daily...



Lower Case



Upper Case


VACATION TIME....
HAVE FUN WHILST YOU LEARN!!!!

Traverse the hidden gems of the Andaman and Nicobar Islands!

➤ TASK-1

Rhyme time Rush

Select a key word such as shell, boat, sand, tree, or similar. Illustrate a palm tree and attach words on shape cutouts that rhyme with your chosen word—for example, if you pick boat, use words like goat, coat, float, note etc. Additionally, you can create the tree's trunk and leaves using shapes—for instance, rectangles for the trunk and triangles for the leaves. You may include a sun drawn as a circle or clouds shaped as ovals!



Note: Submit the same to your class teacher.

➤ TASK-2

पोशाकों की कहानी, लक्षद्वीप की जुबानी

लक्षद्वीप के लोगों की पारंपरिक वेशभूषा का एक सुंदर कोलाज ए-3 साइज़ शीट पर बनाएँ। कोलाज में विभिन्न आकारों में काटे गए चित्रों का उपयोग करें।

नोट – अपने कार्य को निर्धारित समय पर निरीक्षण हेतु अपनी अध्यापिका के पास जमा करवाएँ।



➤ TASK-3

Welcome to My Dream Island!

Imagine your very own island and create it using clay. Use different shapes of your choice, such as circles, squares, rectangles, triangles, etc. Once your model is complete, give a unique name to it.



➤ TASK-4

Flavours of the Andaman

Delve into the diverse culinary heritage of the Andaman Islands. Discover the traditional dishes and popular foods savoured by the island inhabitants.

Make a collage featuring the island's local cuisine on a paper plate cut into any shape of your choice. Incorporate bright and colourful images of various local delicacies.



Note: Ensure to decorate it well and submit it to your class teacher.

➤ TASK-5

Collect pictures of different types of computer Desktop, Laptop, Smartphone, Tablet etc. and paste it on a coloured A4 sheet. Write heading at the top of sheet as "Types of Computer". Submit the same to your class teacher.


➤ **TASK-6**

Father's Day Activity: - Give a Treat to your Dad

Recipe Time– 'Healthy Shape Crawler'

Ingredients:

- Tomato – 1
- Coriander leaves – 2 or 3
- Cucumber – 1
- Pepper
- Some cabbage leaves
- Salt and lemon
- Time required – 15 minutes



How to make:

Steps:

- Slice 1 tomato and use 1 slice of it to make the caterpillar's head.
- Slice 1 cucumber. Use the sliced pieces to make the caterpillar's body.
- Chop some cabbage to make the grass.
- Use coriander leaves to make eyes and nose.
- Add some salt, pepper and lemon on it.

Practice Pages:

English - Resource Book Page No. 9, 10, 11, 12, 14, 15, 16, 17, 19, 28 and 33

Mathematics - Textbook (PCM) Page No. 11, 17, 30 and 31

Resource Book Page No. 4 and 30

Hindi - Gulmohar Hindi Vyakaran Book Page No. 13, 14, 18 and 19

Art - Art Book Page No. 31, 37, 39, 42 and 47

Kindly Note:

- Do the given practice pages in the respective books only.
- Turn your homework into brain art – think bold and create smart!
- Submit your holiday homework in a neatly labelled folder latest by **04.07.2025 (Friday)**.



ST. THOMAS' SCHOOL
DWARKA

Summer Holiday Homework (2025-26) Class – II

As the holidays have begun, it is time for us to have some fun,
It is time to read an amazing book and also help our parents cook.
We will make new friends and play a lot of games,
Spend good times with them and also know their names.
We will sleep on time and rise with the bright hot sun,
As the holidays have begun, it is time for us to have some fun!



Dear students

As the summer vacation draws near, seize this opportunity to relax and invigorate yourselves amidst the scorching heat. May every second of this break serve as a time to unwind, rejuvenate and cultivate a curious mind. Remember to bond, connect and create unforgettable memories with your loved ones and friends.

A few guidelines for the parents to make the summer break fruitful:

- Set a flexible yet structured routine to ensure that children engage in a variety of activities without feeling overwhelmed or bored.
- Encourage a mix of educational pursuits, like reading books or exploring science kits, along with outdoor play and creative hobbies such as painting, music, or gardening.
- Promote social interaction by arranging playdates or group activities, so that children develop interpersonal skills and teamwork.
- Moreover, involve kids in small responsibilities around the house to instil a sense of discipline and contribution.

By blending learning, fun and relaxation, parents can transform summer break into a season of growth, discovery, and lasting memories.

“Despite the hot Sun, we can still have a lot of fun!”

Points to Ponder for students:

- **Don't sit.... Get Fit:** “A healthy mind lives in a healthy body”. So, go out and play because sport instils discipline, generates sporting spirit and channelizes energy constructively.
- **Nurture nature for our future:** Be a green crusader and spread awareness around you. Plant more trees and encourage others to save the precious environment.
- **Care and Share:** Make use of these holidays to spend quality time with parents, grandparents and siblings and make everyone feel special.
- **Knowledge is Power:** Read picture books to build vocabulary.
- **Fun with Parents:** Help your parents in preparing meals, buying groceries and other household chores like cleaning windows, dusting and many more.

**VACATION TIME....
HAVE FUN WHILST YOU LEARN!!!!**

Galavant through the Flora and Fauna of the Islands

➤ TASK-1

The islands of Lakshadweep are home to a captivating variety of plant and animal life. Choose any one island and describe its flora-fauna in a few sentences. Incorporate appropriate props to make your presentation more engaging.

Make a video and upload it on Flipgrid. The link for the same will be shared by the class teacher on Microsoft teams and Cloud 9 App.

➤ TASK-2

अंडमान-निकोबार द्वीप समूह अपनी खूबसूरती के लिए दुनियाभर में प्रसिद्ध है। वहाँ के खूबसूरत पर्यटन स्थलों (घूमने की जगह) की सूची चित्र सहित बनाइए व उनके बारे में कुछ पंक्तियाँ बोलते हुए अपनी एक वीडियो फ्लिपग्रीड पर बनाकर अपलोड करें।



नोट – अपने कार्य को निर्धारित समय पर निरीक्षण हेतु अपनी अध्यापिका के पास जमा करवाएँ।

➤ TASK-3


The Andaman and Nicobar Islands are home to a diverse range of native plant species, adding to the region's botanical diversity. On an A3-sized sheet, display images of five animals arranged in ascending order according to their size with their names.

Similarly, on another A3 sheet, feature five plants arranged in descending order according to their size with their names. Be sure to use bright and vivid pictures to enhance the quality of your presentation.

Note: Submit the same to your class teacher.


➤ TASK-4

Make an artistic collage on an A3 size sheet of different species of birds and animals **or** flora and fauna found on the Andaman and Nicobar Islands.



➤ TASK-5

Draw any one of the given animal pictures using MS Paint, fill the colour and take a coloured printout on A4 Size sheet. Submit the same to your teacher



OR



➤ **TASK-6**

Me with mini me! : Embark on a day out with your father on Father's Day (15.06.2025). Explore a nearby park, visit a favourite café, or stroll through a vibrant city market. It will allow you to create precious memories that both of you will cherish.

Along the way, capture candid snapshots featuring coordinated attire-including shoes, caps, goggles and more with your father to add a creative dimension to your adventure.

Then, select your favourite snapshots and craft a beautiful photo frame which will be a wonderful way to immortalize that day. This personalized beautiful photo frame will serve as a lasting token of your connection and the joyful time spent together. Kindly submit the same to your respective class teacher on the allotted date.



Practice Pages:

English	:	Grammar Gear Page No. 42, 43, 44
		Resource Book Page No. 11, 12, 35, 36
		Level up Vantage Page No. 6, 7, 21
Mathematics	:	PCM Page No. 17, 22, 36, 39, 45
		Resource Book Page No. 6, 8, 13
Hindi	:	स्रोत पुस्तिका पृष्ठ संख्या 7, 8, 9, 38, 39
Art	:	Art Book Page No. 31, 33, 35, 37, 39

Kindly Note:

- Do the given practice pages in the respective books only.
- Turn your homework into brain art – think bold and create smart!
- Submit your holiday homework in a neatly labelled folder latest by **04.07.2025 (Friday)**.