
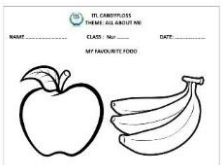











TIME TABLE (NURSERY)

THEME: ALL ABOUT ME

DAYS	8:00am-8:10am	8:10am-8:30am	8:30am-9:10am	9:10am-9:55am	9:55am-10:35am	10:35am-11:05am	11:05am-11:35am	11:35am-12:00 noon
	Domains➤	Positive Habits	Language & Literacy Development	Numeracy		Physical Development WORLD HEALTH DAY	Aesthetic Development	Socio-Emotional Development
MONDAY (07.04.25) WORLD HEALTH DAY	Free-Play (Settling Time)	<div>Welcome</div> <div>Cleanliness Checkup</div> <div>Prayer & Group Singing</div>	General Discussion: <ul style="list-style-type: none"> • What's your favorite fruit? • What is your favorite vegetable? • Which is your favorite food? 	Fruit Counting Fun: <ol style="list-style-type: none"> 1. Children will bring their favorite fruit to class. 2. A Fruit basket will be displayed with the collected fruits. 3. Students will be asked to count the total number of fruits. 		Sorting Game: (Sorting healthy-unhealthy food) Teacher will use the Jaadui Pitara as a TLM to introduce healthy and unhealthy foods, guiding the children to sort them and place them into separate baskets. 	Colouring Worksheet: My Favourite Fruit 	Story Session: 'Eat healthy, stay healthy' https://youtu.be/QIMEGPlaaUU?feature=shared  <p>After the story session, the teacher will engage the children in a discussion about their favorite fruit/vegetable/food. Distinguishing between healthy foods (like fruits, vegetables, and whole grains) and junk foods (like chips, candies etc.). This encourages children to think about their choices and understand the benefits of eating healthy.</p>

TUESDAY (08.04.25)	Free-Play (Settling Time)	Welcome	Rhyme Session: "रोहन और रिया खेलें"	Activity Worksheet (Who Am I)		Game Dress Up Game	"Me, Myself, and I" assemble the cut out of boy/girl	Story: "Rahul and Anjali's Playdate"
		Cleanliness Checkup	रोहन है एक लड़का, रिया है एक लड़की,	1. A worksheet with two columns: "Boy" and "Girl" will be provided to the students.		Children will participate in a racing activity using real objects, sorting clothing items into separate piles for boys and girls. Fostering understanding of differences in clothing items. The goal is to help them match the right clothes to each category in a fun and interactive way.	Popsicle 	Rahul and Anjali are friends. Rahul is a boy, and Anjali is a girl. They like to play together.
		Prayer & Group Singing	दोनों खेलें साथ में, खुशी से भरकर।	2. The students have to identify themselves as a boy or girl and color themselves to develop self-awareness and their identity				Rahul likes to play with blocks, and Anjali likes to play with dolls. They share their toys and take turns.
			रोहन को पसंद हैं ब्लॉक, रिया को गुड़िया,					One day, Rahul and Anjali decided to build a castle together. Rahul used his blocks, and Anjali used her imagination to make it beautiful.
			वे हँसते हैं और खेलते हैं, बिना किसी चिंता के,					They worked together and built a wonderful castle. Rahul and Anjali were happy and proud of their creation.
			रोहन और रिया, दोस्त जो साथ में रहते हैं।					Learning Outcomes: 1. Introduces the concept of gender in a neutral and positive way. 2. Promotes friendship and sharing. 3. Encourages imagination and creativity.

	Free-Play	Welcome	General Discussion:	Activity Worksheet		Game	Action Song:
WEDNESD AY (09.04.25)	(Settling Time)		1.How old are you?	Tell us How Old Are You?		Passing the parcel/ball	'Self Introduction Song' (Students will learn to introduce themselves to make new friends)
		Cleanliness Check Up	2. What is your birthday date and month?	1. A worksheet with a picture of a birthday cake will be given to the students.		1. The music will be played and children have to pass a parcel or ball.	SELF INTRODUCTION
		Prayer & Group Singing		2. The students will paste candles on the cake according to their age and color it.		2. When the music stops, the child holding the parcel/ball shows their age using fingers.	
						3. Encouraging counting and recognition of numbers.	
							
THURSDAY (10.04.25)	MAHAVIR					JAYANTI	

<p>FRIDAY</p> <p>(11.04.25)</p>	<p>Free-Play</p> <p>(Settling Time)</p>	<p>Welcome</p> <p>Cleanliness Check Up</p> <hr/> <p>Prayer & Group Singing</p>	<p>Rhyme Session:</p> <p>"Colors All Around"</p> <p>Red is the apple, juicy and bright,</p> <p>Blue is the sky, on a sunny day's light.</p> <p>Yellow is the sun, shining so bold,</p> <p>Green is the grass, where we love to unfold.</p> <p>Orange is the orange, sweet and so fine,</p> <p>Purple is the flower, blooming in its prime.</p> <p>Colors all around, everywhere we go,</p> <p>A rainbow of colors, for you and me to know!</p>	<p>Activity Worksheet</p> <p>"My Favourite Color"</p> <p>Children will express their creativity and identify their favourite colour, developing fine motor skills through coloring.</p> <ol style="list-style-type: none"> 1. A basket of different coloured crayons will be provided to the students. 2. Children will pick their favourite colour from the basket. 3. Teacher will encourage them to name their chosen colour. <p>ITL CANDYFLOSS THEME: ALL ABOUT ME WORKSHEET</p> <p>Name: _____ Nur: _____ Date: _____</p> <p>MY FAVOURITE COLOUR</p> 		<p>Clay Moulding</p> <p>"Colourful Creations"</p> <p>Students will be provided different colored clay (red, blue, yellow, green, etc.) and they have to use their favourite colour clay to, mould and shape it into various objects.</p> 	<p>SPECIAL ASSESSMBLY</p> <p>MAGIC SHOW</p>
---	---	---	--	---	--	--	---