














TIME TABLE (KINDERGARTEN)

THEME: ALL ABOUT ME (MYSELF)

DAYS	8:00am-8:10am	8:10am-8:30am	8:30am-9:10am	9:10am-9:55am	9:55am-10:35am	10:35am-11:05am	11:05am-11:35am	11:35am-12:00 noon
	Domains➤	Positive Habits	Language & Literacy Development	Numeracy		Physical Development	Aesthetic Development	Socio-Emotional Development
MONDAY (7.4.25)	Free-Play (Settling Time)	Welcome Cleanliness Checkup Prayer & Group Singing	Discussion about 'World Health Day' Teacher will start the session by asking a few questions: 1) Can you name some healthy food items? 2) Name your favourite fruits. 3) Name the vegetable you like the most. Show & Tell activity: My favourite fruit Students with the help of suitable props will tell about his/her favourite fruit.	Sorting of healthy and unhealthy food Students will identify and sort the different food items into healthy and unhealthy food basket. 	L U N C H B R E A K	Aerobics session To keep the body fit and healthy, students along with the teacher will do aerobics. 	My colourful plate- Healthy Salad Students along with the teacher will prepare a colourful salad plate. 	Story session 'Eat healthy, stay healthy' https://youtu.be/QlMEGPlaaUU?feature=shared 

<p>TUESDAY (8.4.25)</p>	<p>Free-Play (Settling Time)</p>	<p>Welcome Cleanliness Checkup Prayer & Group Singing</p>	<p>Introduction of letter 'i'</p> <p>Students will learn about letter 'i', its use, phonic sound and formation.</p> <p>Then the teacher will ask the students to pick the cut out of the boy/girl respective to their gender and will speak aloud that- I am a girl/boy.</p>	<p>How tall I am and how much I weigh! - Measuring height and weight</p> <p>Students with the help of teacher will measure their height and weight on growth chart and weighing scale.</p> 		<p>Emotion Freeze dance</p> <p>While the music plays, students will dance around freely. When the music stops, teacher will say freeze and call out an emotion (say happy) and then students will say "I'm happy" showing emotion through their expressions.</p>	<p>Clay Moulding</p> <p>Students will choose their favourite colour of clay and will make letter 'i' and related objects.</p> 	<p>Activity- "I like to..."</p> <p>In this session students will share about the things which they like to do the most and why.</p>
<p>WEDNESDAY (9.4.25)</p>	<p>Free-Play (Settling Time)</p>	<p>Welcome Cleanliness Check Up Prayer & Group Singing</p>	<p>Discussion on- My house</p> <p>Teacher will start the session by asking the students:</p> <ol style="list-style-type: none"> 1) Can you think of place where you feel really happy, cozy and safe?" 2) Where do you live? 3) Can you name the city we live in? <p>Rhyme: 'My little house'</p> <p>Students will recite a rhyme with the teacher:</p> <p>This is my little house, warm, cozy, small</p>	<p>Group Activity: Identification and counting of shapes</p> <p>In this activity teacher will provide an outline of a house on a chart paper made up of different shapes. Then students will pick the cut outs of shapes and paste it in the corresponding place. After this they will also count the number of particular shapes used to make the house.</p> 		<p>Activity- "House Tour Scavenger Hunt"</p> <p>Teacher will guide the students to look for the objects in and around the classroom, found in the house (e.g., chair, book, picture frame etc.)</p> <p>This activity will encourage them to explore things found in their homes.</p> 	<p>Free hand drawing- 'My House'</p> <p>Students will draw their house and will also tell about their family members who all stays with them.</p> 	<p>Discussion: My house, my safe place!</p> <p>(Importance of a house)</p> <p>The teacher will lead a discussion on why we feel safe in our homes, highlighting the role of our parents or guardians in providing a secure environment.</p> 

FRIDAY (11.4.25)	Free-Play	Welcome	Circle Time: My favourite colour Students and teacher will sit in a circle and then teacher will ask all the students about their favourite colour. Rhyme: The fun colour song <div></div> Practice- अ से अ: तक Students will practice akshars- अ से अ: तक in their notebook. <div><table><tr><td colspan="4">हिन्दी स्वर</td></tr><tr><td>अ</td><td>आ</td><td>इ</td><td>ई</td></tr><tr><td>उ</td><td>ऊ</td><td>ऋ</td><td>ए</td></tr><tr><td>ऐ</td><td>ओ</td><td>औ</td><td>अं</td></tr><tr><td colspan="4"> अ: </td></tr></table></div>	हिन्दी स्वर				अ	आ	इ	ई	उ	ऊ	ऋ	ए	ऐ	ओ	औ	अं	अ:				Sorting of Crayons Students will sort and arrange the crayons sticks of same colour in one box. <div></div>		Treasure Hunt Students will hunt for two objects of their favourite colour in their surroundings.	SPECIAL ASSEMBLY & MAGIC SHOW <div></div>
	हिन्दी स्वर																										
	अ	आ		इ	ई																						
उ	ऊ	ऋ	ए																								
ऐ	ओ	औ	अं																								
अ:																											
(Settling Time)	Cleanliness Checkup																										
	Prayer & Group Singing																										