



Brain International School

Recognised Senior Secondary School, Affiliated to CBSE
Vikas Puri, New Delhi

ANNUAL SYLLABUS




SESSION: 2025-26



GRADE: II



SUBJECT: ENGLISH


PRESCRIBED BOOKS: PRIME ENGLISH (NEXT EDUCATION)
PHONICS - JOLLY GRAMMAR (PUPIL BOOK)

MONTH	LITERATURE	GRAMMAR	PHONICS	WRITING	SUBJECT ENRICHMENT ACTIVITY
APRIL	Theme: Community Ch.1 - Stone Soup	<ul style="list-style-type: none"> Alphabetical Order Sentence Writing Naming Words - NOUNS: Common Nouns and Proper Nouns Naming and telling parts of a sentence 	<ul style="list-style-type: none"> Recapitulation of Letter sounds Silent 'b' words Silent 'w' words Long sound 'a' ('a', 'a_e', 'ai', 'ay') 	Sentence Formation (Identifying Subject and Predicate)	Scavenger Hunt: The teacher will organize a classroom scavenger hunt activity wherein students search for objects or pictures, then label them with a proper or common noun.
MAY	Theme: Community Ch. 2 - Useless Things	<ul style="list-style-type: none"> Synonyms - Antonyms Singular – Plural Plurals –s, -es Plurals –s, -ies “Speech Marks” Questions 	<ul style="list-style-type: none"> Recapitulation of Letter sounds Silent 'k' words 'wh' words 'ph' words Sounds: 'ee', 'ea', 'ie', 'e', 'ey' 	Picture Description	<p>“Where do I sit?” - Plural Noun chair game: Children will choose a noun card, say its plural form, and sit on the chair labelled with the correct plural suffix.</p> <div data-bbox="1641 1244 1948 1420"> </div>

JULY	Theme: School is fun Ch. 3 - Learning Together	<ul style="list-style-type: none"> Pronouns Commas in Lists Alphabetical Order 	<ul style="list-style-type: none"> 'ea' saying the the /e/ sound Soft 'c' saying the /s/ sound Soft 'g' saying the /j/ sound Long sound 'o' ('o', 'oa', 'ow', 'o_e') 	Picture Description Paragraph Writing using Pronouns	Gross Motor sensory path game: The teacher will write pronouns on the ground using sidewalk chalk. Children will hop along, read the pronouns, choose the correct phrase (like "I am." "They are", "She is"), and use it to make a sentence. 
AUGUST	Theme: School is fun Ch. 4 - Sing a Math Rhyme	<ul style="list-style-type: none"> Homophones Homophone Mix-ups Verbs Adjectives Possessive Adjectives 	<ul style="list-style-type: none"> 'wa' saying /wo/ sound 'ou' saying the /u/ sound 'air' saying the /air/ sound 'ch' saying the /k/ sound Long sound 'i' ('i_e', 'ie', 'i', 'igh', 'y') 	Describing a daily routine using simple present tense	Homophone Match-up: Students will flip cards to find matching homophone pairs. To keep a pair, they must use both words in a sentence. 
SEPTEMBER	Theme: Magic Ch. 5 - The Elves and the Shoemaker	<ul style="list-style-type: none"> Countable and Uncountable Nouns Linking Verbs: <ul style="list-style-type: none"> ❖ Use of is, am, are ❖ Use of was, were ❖ Use of has, have, had Alphabetical Order Are these Sentences? 	<ul style="list-style-type: none"> The /ai/ sound: 'ai', 'ay' or 'a_e' The /ee/ sound: 'ee' or 'ea' The /ie/ sound: 'ie', 'igh', 'y' or 'i_e' Sounds: 'oi', 'oy' 	Creating a story map	Spell Well: Students will use the vowel team 'ai' or 'ay' with added letters or blends to form new words using flashcards. 

OCTOBER	Theme: Magic Ch. 6 The Little Elf	<ul style="list-style-type: none"> Adverbs of place Compound words Adverbs Verbs - 'to be' Verbs - Regular Past tense 	<ul style="list-style-type: none"> The /oa/ sound: 'oa', 'ow' or 'o__e' The /ue/ sound: 'ue', 'ew' or 'u__e' Sound /a/ followed by silent /r/ 	Using a picture clues write a story	Narrating a story: Students will create and narrate a story using beginning, middle, and end, focusing on key elements like characters, setting, problem, and solution.
NOVEMBER	Theme: Family and Friends Ch. 7 Four Friends	<ul style="list-style-type: none"> Future tense - will and going to Identifying different animal movement words Verbs -Irregular Past tense Using a Dictionary Proofreading Sentences Verbs - to be (Present & Past) 	<ul style="list-style-type: none"> The /k/ sound: 'k' or 'ck' The /er/ sound: 'er', 'ir' or 'ur' The /oi/ sound: 'oi' or 'oy' The /ou/ sound: 'ou' or 'ow' Long 'u' sound Sounds: 'u__e', 'ew', 'ue', 'u' 	Using will and going to - to complete the conversation	Animal Movement Activity: "Move like an Animal!" - The teacher will split the class into two groups. One group will imitate an animal's movement, while the other group will guess which animal it is based on the movement. <div style="display: flex; justify-content: space-around; align-items: center; margin-top: 10px;">   </div>


DECEMBER	<p>Theme: Family and Friends Ch. 8 Over in the Meadow</p>	<ul style="list-style-type: none"> • Present tense and Past tense • Identifying animals and their young ones • Expanding a Sentence • Conjunctions • Word Webs 	<ul style="list-style-type: none"> • The /or/ sound: 'or', 'al', 'au' or 'aw' • 'ey' saying the /ee/ sound • 'ear' saying the /ear/ sound • Silent 'h' words • Long 'oo' sound words and Short 'oo' sound words 	<p>Using past tense to complete a passage</p>	<p>Sorting words: Students will sort words from a basket into long 'oo' and short 'oo' sound categories, then create an ice cream cone craft using the sorted words.</p> 
JANUARY	<p>Theme: Nature Ch. 9 Garden Treasures</p> <p>Theme: My country Ch. 12 My little India</p>	<ul style="list-style-type: none"> • Prefixes • Suffixes • Verbs – Suffixes: -ing • Comparative and Superlative Suffixes: '-er' and '-est' • Question Words • Articles - a, an, the • Proofreading a Story • Conjunctions 	<ul style="list-style-type: none"> • Silent 'c' words • 'are' saying the /air/ sound • 'ear' saying the /ear/ sound • Apostrophe 's' • Sounds: 'or', 'a', 'aw', 'ar' • Sounds: 'ea', 'ee', 'e_e' 	<p>Writing the different stages in the life cycle of a butterfly</p> <p>Using Conjunctions to complete a paragraph</p>	<p>Role Play: Park Manners- “What not to do!”</p> <p>The class will be split into two groups: one will act out bad park behaviour, while the other will use posters (Good Manners in the Park!) to promote good manners and explain the importance of respecting nature and others.</p> 
FEBRUARY	<p>Theme: Nature Ch. 10 Who loves the trees best?</p>	<ul style="list-style-type: none"> • Homonyms • Adjectives • Adjective- Degree of Comparison • Prepositions • Contractions • Finding the Meaning 	<ul style="list-style-type: none"> • 'ti' saying the /sh/ sound • 'si' saying the /sh/ and /zh/ sounds • Silent 'r' (sounds: er, ir, ur, ear, or) 	<p>Picture Composition</p>	<p>Picture-Based Passage Writing: The teacher will display a picture of a park, market, or beach. Students will carefully observe the details and write a short passage describing the scene, using action words and descriptive language.</p>





			<ul style="list-style-type: none"> • ‘ei’ and ‘eigh’ saying the /ai/ sound • ‘o’ saying the /u/ sound 		
MARCH	Theme: My country Ch, 11 Storytellers	<ul style="list-style-type: none"> • Material Nouns • Prepositions • Interesting words • Commas in Speech • Parsing 	<ul style="list-style-type: none"> • ‘ture’ words • ‘ie’ saying the /ee/ sound • Diphthong Sounds: air, are, ear • ‘ore’ saying the /or/ sound • ‘le’ words 	Writing a story	<p>Animal Puppets: Students will create animal masks or finger puppets, shadow puppets, glove puppets etc. and use them to narrate a story of their choice, or about their favourite animal’s habitat, food, and environment.</p> 




ब्रेन इंटरनेशनल स्कूल
पाठ्यक्रम: 2025 - 26


कक्षा - दो


विषय - हिन्दी

मास	पाठ्यपुस्तक - मधुप (हिन्दी पाठमाला - भाग 2)	व्याकरण संबोध - भाग 2	विषय संवर्धन गतिविधियाँ
अप्रैल	पाठ - १ हम बच्चे हैं सबसे अच्छे (कविता)	पाठ - १ भाषा पाठ - २ वर्ण और वर्णमाला	वर्णमाला कार्ड गेम: बच्चों को वर्णों के कार्ड दिए जाएँगे। शिक्षक एक शब्द बोलेंगी और बच्चे उस शब्द में आने वाले वर्णों को सही क्रम में चुनकर और जोड़कर शब्द बनाएंगे। <div style="border: 1px solid black; padding: 5px; margin-top: 10px;"> अ आ इ ई उ ऊ ऋ ए ऐ ओ औ अं अः क ख ग घ ङ च छ ज झ ञ ट ठ ड ढ ण त थ द ध न प फ ब भ म य र ल व श ष स ह क्ष त्र ज्ञ </div>
मई	पाठ - २ नीलम परी (कहानी) मैं और मेरा परिवार	पाठ - ३ मात्राएँ, शब्द और वाक्य गतिविधि - १ (CBA)	बच्चे परी और उसकी जादुई छड़ी की ओरिगामी बनाएंगे और एक बगीचे का चित्र बनाएंगे जहाँ परी ने मिंटू की मदद की थी। <div style="text-align: center; margin-top: 20px;">  </div>
जुलाई	पाठ - ४ बदल गई सुहानी (कहानी) शब्द - खेल	पाठ - ५ संज्ञा पाठ - ७ वचन (एक - अनेक)	संज्ञा वर्गीकरण गतिविधि: बच्चे संज्ञा शब्दों को चार श्रेणियों – व्यक्ति, स्थान, वस्तु और जानवर – में बाँटेंगे। वे कार्ड उठाकर उन्हें सही श्रेणी में रखेंगे, जिससे उनका संज्ञाओं का ज्ञान बढ़ेगा।
अगस्त	पाठ - ३ मीठा झगड़ा (कविता) बड़ा मज़ा आता	पाठ - ४ संयुक्त व्यंजन पाठ - ६ लिंग	“कहानी से लिंग पहचानो” - बच्चे एक छोटी सी कहानी पढ़ेंगे और उसमें से पुल्लिंग और स्त्रीलिंग शब्दों को खोजकर अलग-अलग रंगों से चिन्हित करेंगे।

	<p>पाठ - ७ सबसे बड़ा योद्धा (कहानी)</p> <p>नन्हा घोड़ा</p>		<p>बच्चे अपनी पसंदीदा मिठाई जैसे रसमलाई, बर्फी, जलेबी आदि पर 4-5 पंक्तियाँ बोलेंगे। वे उसी मिठाई का एक प्लेकार्ड भी बना सकते हैं।</p> 
सितंबर	<p>पाठ - ५ सजग बच्चे (चित्रकथा)</p> <p>बोलो - बोलो</p>	पाठ - ८ सर्वनाम	<p>बच्चे सफाई से जुड़ा एक नारा लिखेंगे, जैसे - “स्वच्छ बनो, स्वस्थ रहो!” और उस नारे से संबंधित एक चित्र भी बनाएँगे।</p> 
अक्टूबर	<p>पाठ - ६ जाड़े की धूप (कविता)</p> <p>दृश्य - शब्दावली</p> <p>दिमाग लगाओ पहेली सुलझाओ</p>	<p>पाठ - १० क्रिया</p> <p>गतिविधि - २ (CBA)</p>	<p>एक जादुई टोकरी में कई क्रिया शब्दों के चित्र या नाम रखे होंगे। बच्चे बारी-बारी से एक-एक पर्ची निकालेंगे और उसमें लिखे क्रिया शब्द को अभिनय या चित्र के माध्यम से प्रदर्शित करेंगे।</p> 
नवंबर	<p>पाठ - ८ जैसी हूँ मैं अच्छी हूँ (कहानी)</p> <p>हँसो - हँसाओ</p>	<p>पाठ - १२ विलोम शब्द</p> <p>भाषा - खेल - ३</p>	<p>“अगर मैं होता...” (If I were...)</p> <p>बच्चे अपनी कल्पनाओं, लेखन कौशल और भावनाओं के आधार पर किसी एक विषय (जैसे खिलौना, पक्षी, तोता, मछली, गुब्बारा) पर 5-6 पंक्तियों में अनुच्छेद लिखेंगे और उसका चित्र भी बनाएँगे।</p> 

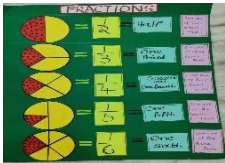
<p>दिसम्बर</p>	<p>पाठ - ९ सबसे प्यारा घर (कहानी)</p> <p>ता ता थैया गिनती</p> <p>पाठ - १० कहाँ जाएँ हम (कविता)</p>	<p>पाठ - ११ समानार्थी (पर्यायवाची) शब्द</p> <p>पाठ - १६ गिनती</p>	<p>बच्चों को वाक्य-पट्टी दी जाएगी, जिनमें से वे एक संज्ञा शब्द चुनेंगे, जैसे फूल या सूरज, फिर उस शब्द का पर्यायवाची शब्द लगाकर वाक्य को बदलकर अपनी उत्तर पुस्तिका में दोबारा लिखेंगे।</p> <p>छात्र ओरिगामी कागज़ की सहायता से एक पक्षी की आकृति बनाएँगे।</p> 
<p>जनवरी</p>	<p>पाठ - १२ आओ, लगाएँ आम का बाग (कहानी)</p> <p>पढ़ो - पढ़ो लिखो - लिखो</p>	<p>पाठ ९ - विशेषण</p> <p>पाठ - १३ दिन और महीने</p>	<p>“दिन-महीने की रंगीन माला” :</p> <p>बच्चे रंगीन कागज पर सप्ताह के दिनों या साल के महीनों के नाम लिखकर पतियाँ बनाएँगे और उन्हें जोड़कर एक सुंदर माला तैयार करेंगे, जिसे कक्षा में सजाया जाएगा।</p>
<p>फरवरी</p>	<p>पाठ - १३ परंपरागत खेल (कविता)</p> <p>श्रुतलेखन भाषा - खेल</p>	<p>पाठ - १४ चित्र वर्णन</p>	<p>“खेलों की दुनिया - मेरी पसंद”</p> <p>बच्चे इनडोर और आउटडोर खेलों की तस्वीरें काटकर दो कॉलम में चिपकाएँगे और अपने पसंदीदा खेल पर 3-4 पंक्तियाँ A-4 size शीट पर लिखेंगे। वे इसे सुंदर तरीके से सजाकर प्रस्तुत करेंगे।</p> <div style="display: flex; justify-content: space-around;">   </div>
<p>मार्च</p>	<p>पाठ - ११ होली के रंग (वार्तालाप)</p> <p>चित्र - शब्दावली</p> <p>क्या तुम्हें याद है ?</p>	<p>पाठ - १५ कहानी - लेखन</p>	<p>“चित्र देखो और कहानी कहो” -</p> <p>बच्चे एक रंगीन चित्र देखकर 4-5 पंक्तियों में उसका वर्णन लिखेंगे। वे विशेषण, क्रिया और भावों से जुड़े शब्दों का प्रयोग करेंगे। चाहें तो मौखिक रूप से भी चित्रवर्णन कर सकते हैं। यह</p>

			गतिविधि उनकी भाषा कौशल और रचनात्मकता को निखारने में सहायक होगी। 
--	--	--	---

BRAIN INTERNATIONAL SCHOOL SESSION: 2025 - 26			SUBJECT: MATH
GRADE: II			
MONTH	Book - Universal Mathematics	Subject Enrichment Activity	
APRIL	<ul style="list-style-type: none"> ❖ Recapitulation of sequential counting up to 500 ❖ Sequential counting up to 700 ❖ Revision of Tables of 2,3,4, 5 and 10 ❖ Before /After / In- between ❖ Greater than / Lesser than / Equal to ❖ Ordering Numbers (1-10) ❖ Place Value ❖ Expanded form and short form ❖ Ordering Numbers ❖ Ascending order / Descending Order ❖ Ordinal Numbers (1-10) ❖ Ch. – 1 Numbers up to 200 	<ul style="list-style-type: none"> ❖ The place value game will be played in the playground wherein they will be given a number card and students will place themselves as per the hundreds tens and ones accordingly. ❖ Craft an Octopus- The students will make the octopus head using a circular cut-out and attach eight paper strips for legs, labelling each with ordinal numbers from 1st to 8th. 	
MAY	<ul style="list-style-type: none"> ❖ Counting up to 700 ❖ Number Names up to 200 ❖ Before /After / In- between ❖ Odd / Even Numbers ❖ Ascending order / Descending Order ❖ Skip Counting of 3, 4 and 5 ❖ Tables of 6 and 7 ❖ Ch.- 2 Addition ❖ Addition three 2 - digit numbers 	<ul style="list-style-type: none"> ❖ Station game- The teacher will divide the class in to two groups, with one arranging numbers in ascending order and the other in descending order. 	

<p>JULY</p>	<ul style="list-style-type: none"> ❖ Counting up to 800 ❖ Number Names up to 300 ❖ Before /After / In- between ❖ Greater than / Lesser than / Equal to ❖ Ascending Order /Descending Order ❖ Revision of Odd / Even Numbers ❖ Skip Counting of 6 and 7 ❖ Tables of 7, 8 and 9 ❖ Ordinal Numbers (11-20) ❖ Ch.- 2 Addition <ul style="list-style-type: none"> • Addition three 2 - digit numbers • Addition with regrouping to more than ten • Adding Three Numbers with regrouping • Adding 2 digit Numbers with regrouping 	<ul style="list-style-type: none"> ❖ Let's have fun with numbers! The students will be asked to make groups by using, concrete objects like buttons, beads etc. They will be asked to count objects by 2s, 5s, and 10s. Sort the items into equal groups, count them, and share your total. It's a great way to learn grouping and skip counting together. ❖ Ladybug addition The Students can roll two dice or pick two number cards to create a number sentence by using black bindies or cut outs. They then place the black dots on the ladybug to show the answer to the addition number sentence. <div data-bbox="1563 480 1787 643" data-label="Image"> </div>
<p>AUGUST</p>	<ul style="list-style-type: none"> ❖ Counting up to 900 ❖ Before /After / In- between ❖ Greater than / Lesser than / Equal to ❖ Ascending order /Descending Order ❖ Skip Counting of 8, 9 and 10 ❖ Revision of Tables ❖ Ch. – 3 Subtraction <ul style="list-style-type: none"> • Regrouping Tens to Ones • Subtracting with Regrouping • Subtracting 2- digit Numbers from 2- digit Numbers • Using Subtraction to Compare Numbers • Checking Subtraction with Addition • Subtraction with Digit 0 in ones place • Subtraction with Digit 1 in ones place 	<ul style="list-style-type: none"> ❖ Book cricket: The students will be asked to open any book on any two pages. They will note down the page numbers and subtract them to find the correct answer.

<p>SEPTEMBER</p>	<ul style="list-style-type: none"> ❖ Counting up to 1000 ❖ Number Names up to 500 ❖ Before / After / In- between ❖ Greater than / Lesser than / Equal to ❖ Ascending Order / Descending Order ❖ Revision of Tables ❖ Ch. – 4 Multiplication <ul style="list-style-type: none"> • Multiplying by 1 • Multiplying by 0 • Multiplying by 2 • Doubles • Multiplying by 5 • Multiplying by 10 • Vertical Multiplication ❖ Ch.- 6 Addition and Subtraction of bigger numbers <ul style="list-style-type: none"> • More on Adding 2- 3 digit Numbers • Regrouping Ones and Tens • Subtracting bigger Numbers 	<ul style="list-style-type: none"> ❖ Quick fire multiples: Let's sharpen students multiplication skills with a quick oral drill! The students will be asked to listen to the questions carefully, think carefully and say your answer quickly. It would be a fun way to boost the memory and confidence with multiplication.
<p>OCTOBER</p>	<ul style="list-style-type: none"> ❖ Counting up to 1100 ❖ Number Names up to 600 ❖ Revision of Tables ❖ Revision of Ordinal Numbers (1-20) ❖ Ch. -7 More on multiplication <ul style="list-style-type: none"> • Multiplying by 3,4 and 6 • Multiplying a 2- digit numbers by a 11 – digit number • Multiplying by regrouping ❖ Ch. – 9 Division of Numbers <ul style="list-style-type: none"> • Equal Groups • Division as repeated Subtraction • Division and Multiplication are inter related • Long Division 	<ul style="list-style-type: none"> ❖ Lego Division Towers: The students will choose a division card (e.g., $12 \div 4$) and use Lego blocks to build equal towers showing the groups. Example: 12 blocks divided into 4 towers = 3 blocks each. They will understand division by making equal groups. <div data-bbox="1563 1106 1856 1327" data-label="Image"> </div>

<p>NOVEMBER</p>	<ul style="list-style-type: none"> ❖ Counting up to 1200 ❖ Number Names up to 700 ❖ Revision of Tables ❖ Revision of Addition ❖ Ch. – 10 Fractions <ul style="list-style-type: none"> • One half • One Third • One- Fourth • Three Fourths 	<ul style="list-style-type: none"> ❖ Learning the concept $\frac{1}{2}$, $\frac{1}{3}$, quarter etc. using the geometrical shapes. ❖ The students will be encouraged to represent fractions by using a paper folding method. 
<p>DECEMBER</p>	<ul style="list-style-type: none"> ❖ Counting up to 1300 ❖ Number Names up to 800 ❖ Revision of Tables ❖ Revision of Subtraction ❖ Ch. - 13 Money <ul style="list-style-type: none"> • Counting Money • Exchanging Money • Adding Money • Subtracting Money 	<ul style="list-style-type: none"> ❖ Money Scavenger Hunt: The teacher will hide a certain amount of coins and/or bills around the room. The students will be told how many coins and/or bills are hidden and let them go find them. After finding all of the coins and/or bills, they will add up the amount.
<p>JANUARY</p>	<ul style="list-style-type: none"> ❖ Counting up to 1400 ❖ Number Names up to 900 ❖ Revision of Tables ❖ Ch. – 8 Shapes and Patterns <ul style="list-style-type: none"> • Straight and Curved sides • Solid shapes • Roll or Slide • Standing, Sleeping and Slanting lines • Patterns 	<ul style="list-style-type: none"> ❖ Shapes Park: The students will be asked to create a model of park by using different shapes cut outs and discover “how shapes shape our world”





FEBRUARY / MARCH	<ul style="list-style-type: none"> ❖ Counting up to 1500 ❖ Number Names up to 1000 ❖ Revision of Tables ❖ Ch. – 11 Measurement <ul style="list-style-type: none"> • Measuring Length • Centimeters and Meters • Measuring Mass • Grams and Kilograms • Measuring Capacity in Milliliter ❖ Ch. – 12 Time <ul style="list-style-type: none"> • Reading Time – Half past • Days of the Week • Months of the Year ❖ Ch. – 14 Data Handling <ul style="list-style-type: none"> • A List • Reading a list ❖ Revision of all the topics 	<ul style="list-style-type: none"> ❖ Data collection: The students will be asked to make a chart of the data collection in their house like fruits, vegetables and toys etc. in their house.
-----------------------------	---	---

BRAIN INTERNATIONAL SCHOOL
SESSION: 2025 - 26

GRADE: II

SUBJECT: E.V.S

MONTH	E.V.S (Millennium's My Green World)	SUBJECT ENRICHMENT ACTIVITY
APRIL	<p>Ch 1 - Body and Health</p> <p>Ch 2 - Inside My Body</p>	<ul style="list-style-type: none"> • Mystery Box- Five stations will be made according to the five sense organs and students will be asked to come one by one to touch, see, smell, hear and taste the objects. • Creative Twist – “Talk like an Organ” Each student will pick up a flashcard of an organ and present few lines pretending to be that organ. For eg Hi, I’m your stomach. I churn all your food and helps you stay energetic.

MAY	Ch. 3 - Family and Friends Ch.4 - Houses We live in	<ul style="list-style-type: none"> • Family Role Badge Activity - Students will create badges (paper cut-outs) for each family member: Like   Mom-cooks food   Dad – Repairs things, Grandma – Tells stories and will write 1-2 lines on each badge and present them in class. • Students will create models of various houses using clay, recycled materials etc.
JULY	Ch. 5 - Food We Eat Ch. 6 - Clothes We Wear	<ul style="list-style-type: none"> • Make Your Own Healthy Snack (No Flame Cooking) - Students will prepare a simple healthy snack like: fruit salad, sprout chaat or vegetable sandwich and will present it and speak about the ingredients they have used. • Fabric Fusion: Create your Dream Dress - Students will be divided in groups and asked to bring cut outs of various fabric materials. Using their creativity and imagination, they will work together and design a dress.
AUGUST	Ch. 7 - Places of Worship Ch. 8 - Days To Celebrate	<ul style="list-style-type: none"> • Create a Mini Booklet - My Faith & Others - Students will make a foldable mini-booklet with 4–5 pages and each page has a place of worship (e.g., Temple, Mosque, Church, Gurudwara, Monastery) with a picture and space to write: Name of the religion, the holy book and one good value it teaches. • Students will speak some lines about their favourite festival.
SEPTEMBER	Ch. 9 - People Who help us Ch. 10 - Neighbourhood Services	<ul style="list-style-type: none"> • Thank You Card Making - Students will make a thank-you card for any community helper (e.g., cleaner, guard, nurse) in which they will include a small drawing and a line like “Thank you for keeping us safe. They can hand over the cards to real helpers in school. • Neighbourhood Helper - Role Play - Students will play a role of any one helper like police officer, nurse, librarian, traffic police, postman etc and speaks a line like, “<i>I keep your letters safe and deliver them on time.</i>”- Postman.
OCTOBER	Ch. 11 - Map of India Ch. 12 - Plants and Animals Around Us	<ul style="list-style-type: none"> • On the outline map of India students will mark four main directions, Delhi and any four states in North India. • Leaf & Bark Rubbing Activity - Collect few dry leaves from the garden. Place them under a sheet of paper and rub crayons over them. Label each rubbing (e.g., mango leaf, neem leaf).

NOVEMBER	Ch. 13 - Weather and Seasons Ch. 14 - Earth and Its Neighbours	<ul style="list-style-type: none"> • Seasonal Food Table - Show & Tell - Students will bring pictures or samples of food (e.g., watermelon for summer, hot soup for winter) and each child will share one sentence about when and why it is eaten. • Phases of Moon - Students will make the phases of moon with silver paper and paste it on black A3 size pastel sheet.
DECEMBER	Ch. 16 - Means of Communication Ch. 17 - Transport and Safety	<ul style="list-style-type: none"> • Make Your Own Postcard (Writing & Art Activity) - Students will be given a blank postcard template and will be asked them to draw a picture on one side and write a message to a friend/family member on the other. • Traffic Signal Craft - Hands-on Art Activity - Students will bring cutouts or materials (coloured paper, ice cream sticks) to create a mini traffic light. They will paste red, yellow and green circles in order and write what each colour means.
JANUARY	Ch. 15 - Save the Earth	<ul style="list-style-type: none"> • My Clean Earth - Drawing- Students will be asked to draw how they want the Earth to look on an A4 size sheet - full of trees, clean rivers, no litter, etc.
FEBRUARY / MARCH	Ch. 18 - Games We Play	<ul style="list-style-type: none"> • Indigenous Games Day - Explore Indian Heritage-Students will be divided in the group and can play games like Kho-Kho, Pittu (Seven Stones) etc.

MONTH	BOOK - WISDOM TREK - G.K. AND REASONING (WITH LIFE SKILLS)
APRIL	<ul style="list-style-type: none"> ❖ National Days (pg.no. 15) ❖ Indian Desert (pg.no. 16) ❖ Foodie Fun (pg.no. 17) ❖ Religious Festivals (pg.no. 18) ❖ My Family (pg.no. 21)

MAY	<ul style="list-style-type: none"> ❖ First Aid (pg.no.20) ❖ Stay Fit and Healthy (pg.no. 29) ❖ Let's Go Camping (pg.no. 45) ❖ Our Amazing Body (pg.no. 49) ❖ Amazing Nature (pg.no. 26)
JULY	<ul style="list-style-type: none"> ❖ Famous Personalities (pg.no. 19) ❖ Types of Houses (pg.no 22) ❖ Love for Reading (pg.no. 23) ❖ Big and Small (pg.no. 24) ❖ Creepy Crawlies (pg.no. 25)
AUGUST	<ul style="list-style-type: none"> ❖ Our National Flag- Tiranga (pg.no. 3) ❖ Indian Monuments (pg.no. 4) ❖ Indian Defence Forces (pg.no. 6) ❖ Our Freedom Fighters (pg.no. 7) ❖ Indian Capital Cities (pg.no.8)
SEPTEMBER	<ul style="list-style-type: none"> ❖ Natural Healers (pg.no. 28) ❖ Yoga (pg.no. 31) ❖ Shop Till We Drop (pg.no. 32) ❖ Brand Mania (pg.no.33) ❖ Wrapper Tells Everything (pg.no.34)
OCTOBER	<ul style="list-style-type: none"> ❖ Incredible India (pg.no.9) ❖ Indian Cities (pg.no. 10) ❖ Indian State Flowers (pg.no. 11) ❖ Indian Dances (pg.no.12) ❖ Head's in India (pg.no.14)
NOVEMBER	<ul style="list-style-type: none"> ❖ Important Documents (pg.no. 35) ❖ Reason with Me (pg.no. 36) ❖ Brain Teasers (pg.no. 38) ❖ Mapping Places (pg.no. 40) ❖ Tracking Locations (pg.no. 41)

DECEMBER	<ul style="list-style-type: none"> ❖ Airways (pg.no. 42) ❖ Travel Bug (pg.no. 43) ❖ Sobriquets (Pg.no. 44) ❖ Solar System (pg.no. 46) ❖ Science in Daily life (pg.no. 47)
JANUARY	<ul style="list-style-type: none"> ❖ Inventions (pg.no. 48) ❖ Sports Movies (pg.no. 51) ❖ Sports Stars (pg.no. 52) ❖ Adventure Sports (pg.no. 54)
FEBRUARY	<ul style="list-style-type: none"> ❖ Special Days (pg.no. 55) ❖ Stay Safe (pg.no. 56) ❖ Emergency Vehicles (pg.no. 57) ❖ Traffic Signs (pg.no. 58)
MARCH	<ul style="list-style-type: none"> ❖ Wonderful Gadgets (pg.no. 59) ❖ All in One Gadget (pg.no. 60) ❖ Test Paper-I (pg.no. 61) ❖ Test Paper- II (pg.no. 62)

BRAIN INTERNATIONAL SCHOOL

SESSION: 2025 - 26

GRADE: II

SUBJECT: F.I.T

MONTH	Book 1 - TEKIE COMPUTER SCIENCE	Book 2 - TEKIE BLOCK CODING	PRACTICALS / ACTIVITIES
APRIL	Ch. 1 How Computers Help Us	_____	<ul style="list-style-type: none"> • Students will be taught to start and shut down the Computer
MAY	_____	Ch. 1 Introduction to Coding	<ul style="list-style-type: none"> • Introduction to code.org,tour to puzzle code studio

JULY	Ch. 2 Different Parts of Computer Ch. 3 Typing Using Keyboard	_____	<ul style="list-style-type: none"> To explain about various parts of computer and about input, process and output Introduction to keyboard and its functioning in the computer lab
AUGUST	_____	Ch. 2 Introduction to Sprite	<ul style="list-style-type: none"> Introduction to the sprite and background change in Scratch in the lab
SEPTEMBER	Revision	Revision	<ul style="list-style-type: none"> Revision
OCTOBER	Ch. 4 Fun with Mouse Ch. 5 Introduction to Paint	_____	<ul style="list-style-type: none"> To explain the different parts of mouse and its working in the lab Introduction to Paint and its various components
NOVEMBER	_____	Ch. 3 Events and Actions	<ul style="list-style-type: none"> To learn about Events and Actions in Scratch
DECEMBER	Ch. 6 Colouring in Paint	_____	<ul style="list-style-type: none"> To learn colouring in Paint and more tools in MS Paint
JANUARY	Ch. 7 AI : Introduction to Robots	Ch. 4 Loops in Coding	<ul style="list-style-type: none"> Introduction to AI and new-age robots through smartboard Introduction to loops and its use in coding
FEBRUARY / MARCH	Revision	Revision	Revision