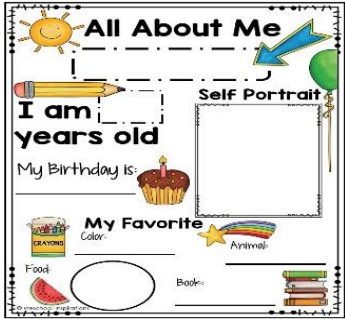
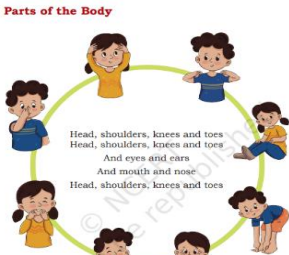




## INTERDISCIPLINARY CONCEPT MAPPING HPC (2025-26)

# CLASS - I

TIME PERIOD AND TOPIC	ENGLISH	HINDI	MATHEMATICS	GENERAL AWARENESS	ASSESSMENT
<p>April</p> <p><b>Theme:</b> <b>MY BODY, SELF-AWARENESS</b></p> <p><b>Domains covered:</b></p> <ul style="list-style-type: none"> <li>Physical Development</li> <li>Socio-emotional and Ethical Development</li> <li>Cognitive Development</li> <li>Language and Literacy Development</li> <li>Aesthetic and Cultural Development</li> <li>Positive Learning Habits</li> </ul>	<ul style="list-style-type: none"> <li>Alphabets (Vowels, Consonants)</li> <li>Unit 1: My Family and Me               <ul style="list-style-type: none"> <li>Poem - Two Little Hands</li> </ul> </li> <li>Alphabetical Order</li> </ul>  <p><b>Name Game:</b> Finding words that start with the same letter.</p>  <p><b>Talking in pairs (Body</b></p>	<ul style="list-style-type: none"> <li>स्वर और व्यंजन</li> <li>तीन चार अक्षर शब्द</li> <li>आ की मात्रा</li> </ul> <p><b>मैं और मेरी पसंदीदा चीज़ें -</b> छात्र अपनी पसंदीदा चीज़ों जैसे खाना, किराए, रंग के चित्र बनाएंगे।</p> <p><b>अपनी खुशी का अनुभव -</b> छात्र कक्षा में बताएंगे कि उन्हें कब उन्हें अत्यधिक खुशी का अनुभव हुआ था।</p> <p>छात्र हिंदी अक्षरों का उल्लेख करते हुए के चित्र चिपकाएंगे। वे दिए गए अक्षरों को सही ढंग में लगाकर शरीर के अंगों के नाम लिखेंगे।</p>	<ul style="list-style-type: none"> <li>Counting 1 - 100</li> <li>Backward Counting 50 – 1</li> <li>Number Names 1 - 10</li> <li>Chapter 3, 4 of Joyful Mathematics</li> <li>Greater than, less than, equal to</li> <li>Before, between and after</li> </ul> <p><b>Activity:</b> Count &amp; Move! - Students will jump, clap, and use different body parts to explore movement. They'll count their fingers and toes, then draw and label their hands and feet with numbers for each digit.</p> 	<p><b>Activity: "All About Me Collage"</b></p> <p>Students create a collage representing their interests, hobbies, favorite things, and dreams. They cut out pictures from magazines or draw directly on the paper.</p>  <p><b>Snapshot on myself</b></p>	<p>Ensure inclusive and equitable quality education and promote lifelong learning opportunities for all.</p> <ul style="list-style-type: none"> <li>Speaking Skills</li> <li>Listening Skills</li> <li>Reading Skills</li> <li>Writing Skills</li> <li>Sorting &amp; Counting</li> <li>Observation &amp; Interpretation</li> <li>Word Formation</li> <li>Dramatization</li> <li>Verbal Expression</li> <li>Problem Solving</li> <li>Pronunciation</li> <li>Participation</li> <li>Show &amp; Tell</li> <li>Worksheets</li> </ul>

## parts)

**B. Talk in pairs**  
Ask your partner questions such as the ones below.


Nitin: What is this?  
Neha: This is my nose.  
Neha: What are these?  
Nitin: These are my shoulders.  
Nitin: What is this?  
Neha: This is my mouth.  
Neha: What are these?  
Nitin: These are my ears.  
Nitin: What is this?  
Neha: This is my hand.  
Neha: What are these?  
Nitin: These are my hands.  
Nitin: What are these?  
Neha: These are my legs.



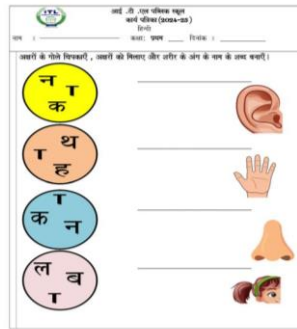
## Activity:

### Vowel's hand


Students will trace their hand, write vowels on each finger and decorate it.



Students will be provided with flashcards of labelled body parts, each indicating an underlined vowel.


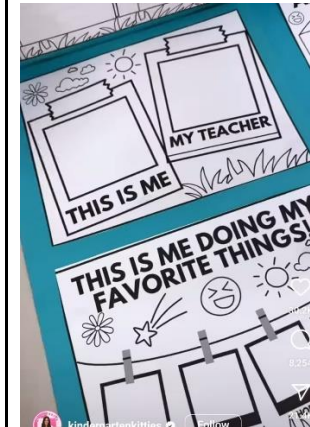




## आम की कहानी





1	2	3	4	5	6	7	8	9	10
11	12	13	14	15	16	17	18	19	20
21	22	23	24	25	26	27	28	29	30
31	32	33	34	35	36	37	38	39	40
41	42	43	44	45	46	47	48	49	50
51	52	53	54	55	56	57	58	59	60
61	62	63	64	65	66	67	68	69	70
71	72	73	74	75	76	77	78	79	80
81	82	83	84	85	86	87	88	89	90
91	92	93	94	95	96	97	98	99	100

**Activity:** Count 'n  
Connect: Body Math  
Adventure - Students  
will recite a poem 'Two  
Little Hands' and  
identify the body parts  
by counting them and  
describing their  
features. Later, write the  
name of numerals with  
body parts.





**Alphabetical Order:**  
Arranging the alphabets  
in order.



Greater than, less than,  
equal to

