



Brain International School

Recognised Senior Secondary School, Affiliated to CBSE
Vikas Puri, New Delhi

EVS WORKSHEET (2025-26)


NAME: _____

CLASS: I- _____





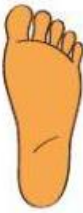
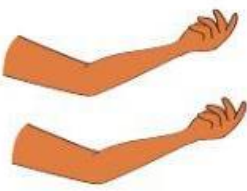




DATE: _____

1. Label the body parts using the helpbox.

shoulder arm finger hand leg
knee foot hair head neck face



2. Look at the pictures and circle the correct word:

 <div><div>an arm</div><div>a arm</div></div>	 <div><div>a toe</div><div>a finger</div></div>
 <div><div>a hand</div><div>a finger</div></div>	 <div><div>legs</div><div>toes</div></div>
 <div><div>a foot</div><div>a leg</div></div>	 <div><div>arms</div><div>legs</div></div>
 <div><div>a foot</div><div>feet</div></div>	 <div><div>a nose</div><div>a head</div></div>
 <div><div>a toe</div><div>a leg</div></div>	 <div><div>hands</div><div>fingers</div></div>

3. Match the senses with the relevant pictures :



SMELL



SIGHT



TASTE



TOUCH



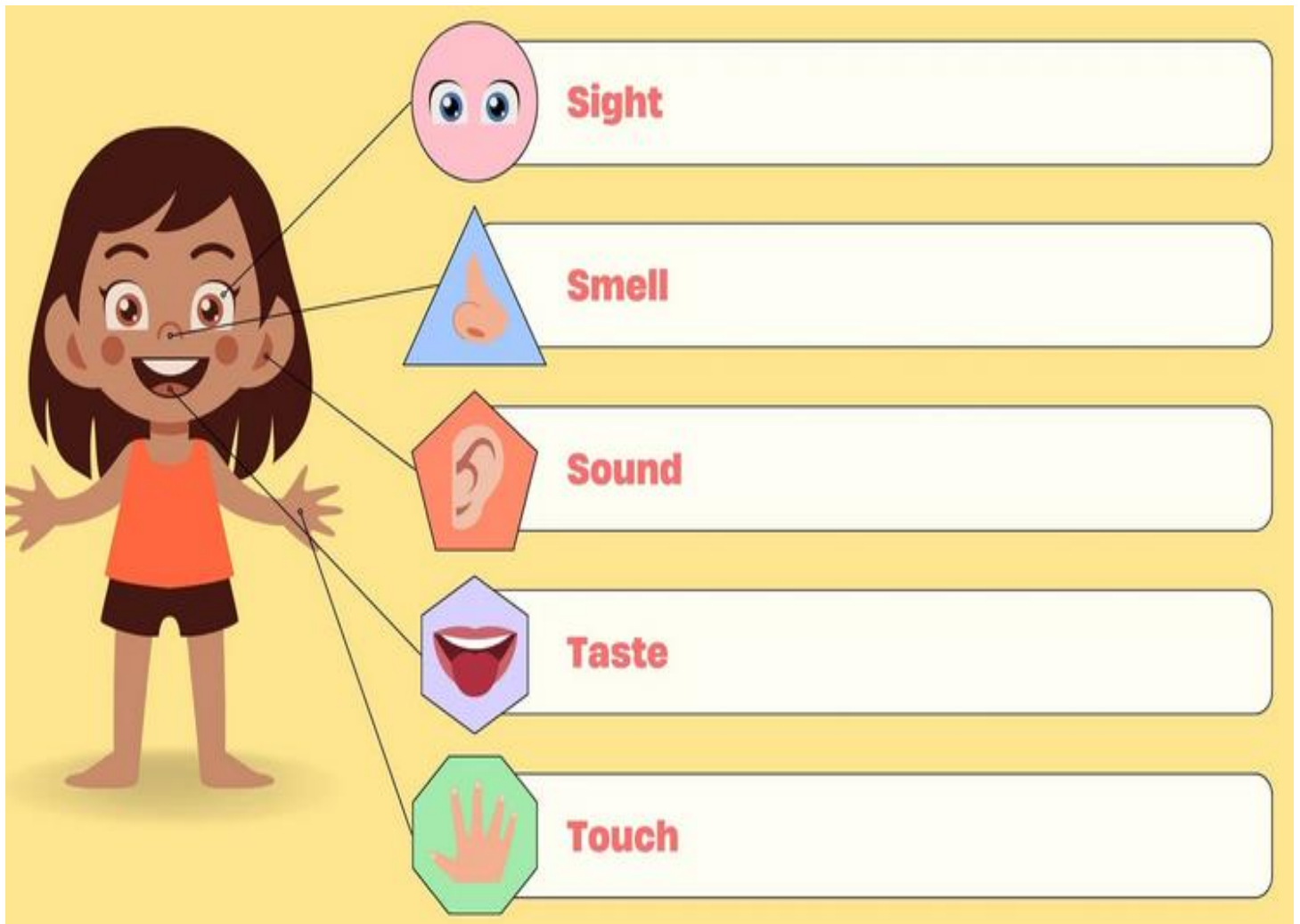
HEARING



4. Circle the items you can smell.



5. Use each of your senses to describe your surroundings.



Sight

Smell

Sound

Taste

Touch

6. Circle the items you can hear.

