



# Brain International School

Recognised Senior Secondary School, Affiliated to CBSE  
Vikas Puri, New Delhi

## English Worksheet

April - May 2025

Name: \_\_\_\_\_ Grade: II - \_\_\_\_\_ Date: \_\_\_\_\_

### Section A: Literature

**Ques.1** Write the meanings for the following words.

- a. harvest - \_\_\_\_\_
- b. stir - \_\_\_\_\_

**Ques.2** Frame Sentences.

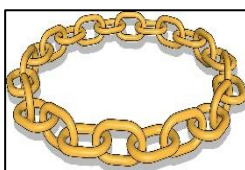

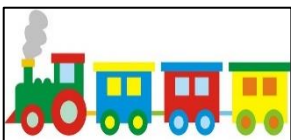
1. knocked - \_\_\_\_\_  
\_\_\_\_\_
2. hungry - \_\_\_\_\_  
\_\_\_\_\_

**Ques.3** Answer the following questions.

1. Why did the villagers refuse to give them any food ?

Ans. \_\_\_\_\_  
\_\_\_\_\_

**Ques.4** Look at the picture and write the word with long 'a' sound.



**Identify the long 'a' sound and short 'a' in given words and separate them.**

lake	sad	man	bake
mail	fat	skate	cap
jam	acorn	apple	paint

Long 'a' words	Short 'a' words

**Section B: Grammar**

**Ques.1 Underline the proper noun and circle the common noun in the following sentences.**

1. My sister Hema, is a pilot.
2. Fluffy is a smart cat.
3. Tim lives in Paris.
4. Tigers and lions live in the forest.
5. Rita enjoys reading books.
6. The Ganga is a holy river.
7. Tanya goes to school by bus.

**Ques.2 Circle the naming part and underline the telling part in each sentence.**

1. The cat is hiding behind the tree.
2. The elephant has long trunk.
3. My mother drinks cold water.
4. The children are going for a picnic.
5. John can run very fast.

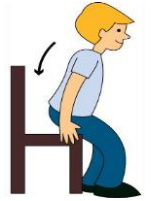
## Section C: Phonics



Read the sounds of Jolly Phonics and complete the worksheet -

①	s	a	t	i	p	n
②	c/k	e	h	r	m	d
③	g	o	u	l	f	b

**Ques.1** Look at the picture and write the correct word.



**Ques.2** Use the word bank to complete the sentences.

bag pin cap bus clap bed drum kite pond

1. Sam can \_\_\_\_\_ his hands.
2. I can tap the \_\_\_\_\_.
3. Ravi has a black \_\_\_\_\_.
4. My dad is flying a \_\_\_\_\_.
5. The lad has a green \_\_\_\_\_.
6. My school \_\_\_\_\_ is yellow.
7. The \_\_\_\_\_ is very soft.
8. The \_\_\_\_\_ is sharp.
9. The frog jumped into the \_\_\_\_\_.