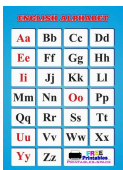












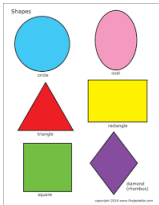














# INTERDISCIPLINARY CONCEPT MAPPING HPC (2025-26)












## CLASS - I









Vidya Praveesh - Play-based School Preparation Module <u>VIDYA PRAVEESH</u>					
TIME PERIOD AND TOPIC	ENGLISH	HINDI	MATHEMATIC S	GENERAL AWARENE SS	ASSESSMEN T
<b>April</b>  <b>Theme:</b> <b>MY BODY, SELF-AWARENESS</b>  <b>Domains covered:</b> Physical Development Socio-emotional and Ethical Development Cognitive Development Language and Literacy Development Aesthetic and	<b>Oral and Written Alphabetical Order (Capital letters &amp; small letters)</b>    <b>Sight words</b>  <b>Activity:</b> Vowel's hand Students will trace their hand, write vowels on each finger and decorate it.    <b>Alphabet (Vowels, Consonants) Vocabulary development</b>	<b>मैं और मेरी पसंदीदा चीजें</b> <b>छात्र अपनी पसंदीदा चीजों जैसे खाना, क्रियाएँ, रंग के चित्र बनाएँगे।</b>    <b>अपनी खुशी का अनुभव</b>  <b>छात्र कक्षा में बताएँगे कि कब उन्हें अत्यधिक खुशी का अनुभव हुआ था।</b>    <b>स्वर और व्यंजन</b>	<b>Counting 1 - 50</b>    <b>Numbers in the notebook 1 – 50</b> <b>Greater than, less than, equal to</b>    <b>Missing numbers</b> <b>Activity:</b> <b>Count &amp; Move! -</b> Students will jump, clap, and use different body parts to explore movement. They'll count their fingers and toes, then draw and	<b>Activity:</b> <b>"All About Me Collage"</b> Students create a collage representing their interests, hobbies, favorite things, and dreams. They cut out pictures from magazines or draw directly on the paper.    	<b>Ensure inclusive and equitable quality education and promote lifelong learning opportunities for all.</b>  <b>Speaking Skills</b> <b>Listening Skills</b> <b>Reading Skills</b> <b>Writing Skills</b> <b>Sorting &amp; Counting</b> <b>Observation &amp; Interpretation</b> <b>Word Formation</b> <b>Dramatization</b> <b>Verbal Expression</b> <b>Problem Solving</b> <b>Pronunciation</b> <b>Participation</b> <b>Show &amp; Tell</b> <b>Worksheets</b>





<b>Cultural Development</b> <b>Positive Learning Habits</b>	<b>New words and Sentences</b>	दो, तीन और चार अक्षर शब्द नए शब्द (मौखिक शब्दावली)	label their hands and feet with numbers for each digit.		
<b>May</b>  <b>Theme:</b>  <b>HEALTH AND HYGIENE</b>  <b>Domains covered:</b> Physical Development Socio-emotional and Ethical Development Cognitive Development Language and Literacy Development Aesthetic and Cultural Development Positive	<b>Alphabet (Vowels, Consonants)</b>  <b>Two letter words</b>   <b>Three letter words</b>   <b>Vocabulary development</b>  <b>New words and Sentences</b>	आ की मात्रा (शब्दों तथा वाक्यों में मात्रा का प्रयोग )    नए शब्द (शब्दावली)  <b>Activity:</b>  छात्र हिंदी अक्षरों का उल्लेख करते हुए उनके शरीर के अंगों के नाम बताएंगे।    <b>Activity:</b>  “आम की	<b>Shapes</b>   <b>Before, between and after</b>   <b>Missing Numbers:</b> 	<b>Activity:</b> <b>Self Care Grooming Kit</b> Students will describe the importance of grooming kit through a rhyming drill and will demonstrate the items of grooming kit.    	Ensure inclusive and equitable quality education and promote lifelong learning opportunities for all. Speaking Skills Listening Skills Reading Skills Writing Skills Sorting & Counting Observation & Interpretation Word Formation Dramatization Verbal Expression Problem Solving Pronunciation Participation Show & Tell Worksheets





<b>Learning Habits</b>		<p>कहानी” चित्र देख कर कहानी सुनाएंगे।</p> 		<p><b>Hand Wash Activity:</b> Students will learn about the 7 steps of hand washing to maintain personal hygiene.</p>  <p><b>Interactive session about oral hygiene by a Dentist parent.</b></p>  <p><b>Yoga Aasan for a healthy body.</b></p>	
<p><b>July</b></p> <p><b>Theme:</b> <b>MY FAMILY AND FRIENDS</b></p> <p><b>Domains covered:</b></p>	<p><b>Grammar:</b> <b>Naming words</b> <b>Common and special Names</b> <b>Male or Female</b></p> <p><b>Unit 1: My</b></p>	<p>इ ि की मात्रा (शब्दों में मात्रा का प्रयोग)</p>  <p>ई ि की मात्रा (शब्दों में)</p>	<p><b>Ch-1 Finding the Furry Cat (Pre – number Concepts)</b></p> 	<p><b>My family</b> <b>Introduction of types of families-</b> <b>My family</b> <b>Introduction of types of families-</b></p>	<p><b>Ensure inclusive and equitable quality education and promote lifelong learning opportunities for all.</b></p>






<p>Physical Development Socio-emotional and Ethical Development Cognitive Development Language and Literacy Development Aesthetic and Cultural Development Positive Learning Habits</p>	<p><b>Family and Me</b></p> <p><b>Two Little Hands</b></p>  <p><b>Parts of body</b></p>  <p><b>Sense organs</b></p>  <p><b>Vocabulary development</b></p> <p><b>New words and Sentences</b></p> <p><b>Activity:</b></p> <p><b>Recitation of Poem</b></p>	<p><b>मात्रा का प्रयोग )</b></p> <p>बड़ी ई (ी) की मात्रा की बारह खड़ी की खी गी घी ची छी जी झी ठी ठी डी दी नी ती धी दी डी नी पी फी बी भी मी यी री ली वी शी पी सी ही क्षी ज़ी जी</p> <p><b>नए शब्द (शब्दावली)</b></p> <p><b>पाठ्यपुस्तक :</b></p> <p>पाठ 1 - 1.मीना का परिवार चंदा मामा दूर के -(कविता )</p> <p>पाठ 2 - दादा-दा दी</p> <p>पाठ 3 - रीना का दिन</p> <p><b>अध्याय को नाटक के रूप में प्रस्तुत करना।</b></p> <p><b>Activity :</b></p> <p>चित्र में दिए गए परिवार के सदस्यों को पहचाने और वे घर में किस तरह मदद करते हैं।</p>	   <p><b>Ch-2 What is Long? What is Round?</b></p> 	 <p><b>-Nuclear family</b></p> <p><b>-Joint Family</b></p>  <p><b>Activity- Make a stick puppet using popsicle sticks.</b></p>  <p><b>Card Making</b></p> <p><b>I love my family</b></p>  <p><b>Importance of friends in our life: Students will learn about the</b></p>	<p><b>Speaking Skills</b></p> <p><b>Listening Skills</b></p> <p><b>Reading Skills</b></p> <p><b>Writing Skills</b></p> <p><b>Sorting &amp; Counting</b></p> <p><b>Observation &amp; Interpretation</b></p> <p><b>Word Formation</b></p> <p><b>Dramatization</b></p> <p><b>Verbal Expression</b></p> <p><b>Problem Solving</b></p> <p><b>Pronunciation</b></p> <p><b>Participation</b></p> <p><b>Show &amp; Tell</b></p> <p><b>Worksheets</b></p>
---	---	--	---	--	--






		 <p><b>Activity:</b> बच्चों द्वारा कक्षा में कविता वाचन किया जाएगा।</p>  <p>व्याकरण : सुनो और चित्र बनाओ</p> <p>अभ्यास पुस्तिका: व्याकरण से संबंधित पृष्ठ कराए जाएंगे।</p>		<p>importance of friends in life through a story of a girl and will learn what are the good qualities.</p> 	
<p><b>August</b></p> <p><b>Concept: FOOD</b></p> <p><b>Domains covered: Physical Development</b></p> <p><b>Socio-emotional and Ethical Development</b></p> <p><b>Cognitive Development</b></p>	<p><b>Grammar:</b></p> <p><b>Words used in place of Naming Words</b></p> <p><b>Describing Words</b></p>  <p><b>Unit 1: My Family and Me</b></p>	<p>उ ँ की मात्रा (शब्दों में मात्रा का प्रयोग)</p>  <p>ऊ ँ की मात्रा (शब्दों में मात्रा का प्रयोग)</p>  <p>नए शब्द (शब्दावली)</p>	<p><b>Ch-3 Mango Treat (Numbers 1 to 9)</b></p>  	<p><b>‘A Visit to a Market’</b></p> <p><b>Activity:</b> Students will be facilitated to take up roles of people they see in the market and show it up and conduct a role play.</p>	<p><b>Ensure inclusive and equitable quality education and promote lifelong learning opportunities for all.</b></p> <p><b>Speaking Skills</b></p> <p><b>Listening Skills</b></p> <p><b>Reading Skills</b></p> <p><b>Writing Skills</b></p> <p><b>Sorting &amp; Counting</b></p> <p><b>Observation &amp;</b></p>

<p>ent Language and Literacy Developm ent Aesthetic and Cultural Developm ent Positive Learning Habits</p>	<p><b>Greetings</b></p>  <p><b>Hop a little</b></p> <p><b>Action Words</b></p> <p><b>Vocabulary development</b></p> <p><b>New words and Sentences</b></p> <p><b>Recitation of Poem</b></p>	<p><b>Activity:</b></p> <p>"बंदर वाले उ - ऊ" - छात्र एक बंदर का चित्र बनाएंगे और उसकी पूँछ को छोटी उ की मात्रा के रूप में सजाएँगे। बंदर के शरीर पर छोटी उ और ऊ की मात्रा वाले शब्द लिखेंगे। इस रचनात्मक गतिविधि के माध्यम से वे छोटी उ और ऊ की मात्रा को आसानी से पहचान कर सकेंगे।</p>  <p>पाठ्यपुस्तक: पाठ 4 - रानी भी पाठ 5- मिठाई पाठ 6- तीन साथी</p> <p>अध्याय को</p>	<p><b>Activity:</b></p> <p>Children can move in a circle by holding hands and singing songs. A child claps and says four. All children can make groups of four by holding hands. The left out children can count the number of children in each group. Similarly, children continue this game by saying different numbers up to 9.</p> 	<p>They will be identifying various fruits, vegetables, flowers available around them in the local language and English.</p>  <p><b>‘The Food We Eat’</b></p> <p><b>Activity:</b></p> <p><b>‘Sharing Smiles with Food’ -</b> The teacher will organize a Picnic Day where students bring and share a variety of food items. They will name the</p>	<p><b>Interpretation</b></p> <p><b>Word Formation</b></p> <p><b>Dramatization</b></p> <p><b>Verbal Expression</b></p> <p><b>Problem Solving</b></p> <p><b>Pronunciation</b></p> <p><b>Participation</b></p> <p><b>Show &amp; Tell</b></p> <p><b>Worksheets</b></p>
--	---	--	---	---	--



		<p>नाटक के रूप में प्रस्तुत करना।</p> <p><b>Activity:</b></p> <p>बच्चों से पूछें कि चित्र में पेंसिल से क्या-क्या बनाया गया है? वे पेंसिल से क्या-क्या बनाते हैं? बच्चों से कहें कि वे पेंसिल से अपनी पसंद का कोई चित्र बनाएँ।</p> 	<p>food items and learn the concept of 'sharing'. Through sharing, students will express thanks and learn about the effort behind their meals, in a memorable , educational setting.</p> 	
			<p><b>Activity:</b> 'No Waste Lunch Challenge' _</p> <p>Students will take part in a lunchtime challenge to eat all their food</p>	

				<p>without wasting any. Afterward , they will discuss the importance of not wasting food and how it shows respect for the hard work farmers put into growing.</p>	
<p><b>September</b></p> <p><b>Concept: SEASONS</b></p> <p><b>Domains covered: Physical Development</b></p> <p><b>Socio-Emotional and Ethical Development</b></p> <p><b>Cognitive Development</b></p> <p><b>Language and</b></p>	<p><b>Grammar:</b></p> <p><b>One and More than one</b></p> <p><b>Action Words</b></p>  <p><b>Practice Paper 1</b></p> <p><b>Unit 1 Poem 3: My family</b></p>	<p>ए ऐ की मात्रा (शब्दों में मात्रा का प्रयोग )</p>  <p>ऐ ै की मात्रा (शब्दों में मात्रा का प्रयोग )</p>  <p>नए शब्द (शब्दावली)</p> <p><b>Activity:</b> छात्र वसंत के फूल बनाएंगे</p>	<p><b>Ch-4 Making 10 (Numbers 10 to 20)</b></p>   <p><b>Activity:</b> <b>Draw and Count</b> A child picks a</p>	<p><b>Activity:</b> <b>‘Today's Seasonal Snapshot’</b> - Students will create a snapshot where they will write about today's date, day of the week, month, current weather, and season.</p>	<p>Ensure inclusive and equitable quality education and promote lifelong learning opportunities for all.</p> <p>Speaking Skills</p> <p>Listening Skills</p> <p>Reading Skills</p> <p>Writing Skills</p> <p>Sorting &amp; Counting</p> <p>Observation &amp; Interpretation</p> <p>Word Formation</p>

<p><b>Literacy Development</b> <b>Aesthetic and Cultural Development</b> <b>Positive Learning Habits</b></p>	<p><b>Story: The sparrow family</b></p> <p><b>Unit 2 Life Around Us</b> <b>Fun with Numbers</b></p>  <p><b>Five Little monkeys</b></p> <p><b>Vocabulary development</b></p> <p><b>New words and Sentences</b></p> <p><b>Activity: Recitation of Poem</b></p> <p><b>Dramatization of the chapter</b></p>	<p>और हर फूल की पंखुड़ी पर वे ए और ऐ की मात्रा से जुड़े शब्द लिखेंगे, जैसे कि "बैल", "बेल" आदि। यह गतिविधि बच्चों को शब्द रचनात्मकता को बढ़ाने के साथ-साथ उनकी वर्तनी और भाषा के गहरे अध्ययन में मदद करती है।</p>  <p>पाठ्यपुस्तक : पाठ 10- झूलम-झूली पाठ 11- भुट्टे पाठ 12- फूली रोटी</p> <p>अध्याय को नाटक के रूप में प्रस्तुत करना।</p> <p><b>Activity:</b></p>	<p>number card. They draw that many objects on their paper (e.g., 17 stars, 12 apples). They can circle a group of ten within their drawing to reinforce the concept.</p> <p><b>Activity:</b></p>  <p><b>Concept of zero</b></p> <p><b>"Empty Container" Game:</b> Start with a clear container and a handful of small objects (blocks, balls, etc.). Have the children count the objects as you remove them one by one.</p>	 <p><b>Activity :</b> ‘What’s the Weather’ - Students will learn about common weather indicators (sunny, cloudy, rainy, snowy) and their meanings. They will then record the daily weather for a week, noting patterns and changes.</p> 	<p><b>Dramatization</b> <b>Verbal Expression</b> <b>Problem Solving</b> <b>Pronunciation</b> <b>Participation</b> <b>Show &amp; Tell</b> <b>Worksheets</b></p>
--	--	--	--	---	--

		<p>पोस्टर के विषय में चर्चा करें, जैसे - खेतों में कौन-कौन, क्या-क्या काम कर रहा है? खेत में मचान क्यों बनाई जाती होगी? आदि।</p>   <p>व्याकरण : फलों और सब्जियों के नाम लिखो।</p>  <p>अभ्यास पुस्तिका: व्याकरण से संबंधित पृष्ठ कराए जाएंगे।</p>	<p>When the container is empty, say, "Now there are zero objects." You can then ask them "how many objects are in the container?" and they should answer "zero"</p>		
October	Grammar:	ओ ओ की मात्रा (शब्दों	Ch-5 How Many?	Making Rangoli	<ul style="list-style-type: none"> <li>• Role play</li> </ul>



**Theme:  
Festivals  
Health  
and  
well being  
Effective  
Communi  
cat  
Involved  
learners:**

## Joining Words



**This, That, These, Those**

## Unit 2 Life Around Us

### Chapter 2: The Cap-seller and the Monkeys



## Phonic Sounds

## Vocabulary development

## New words and Sentences

## Activity:

## Recitation of Poem

## Dramatization of the

## में मात्रा का प्रयोग)



## औ औ की मात्रा (शब्दों में मात्रा का प्रयोग)



पाठ 7- वाह, मेरे घोड़े  
पाठ 8- खतरे में साँप, कबरी झबरी बकरी (कविता)

अध्याय को नाटक के रूप में प्रस्तुत करना।

## Activity:

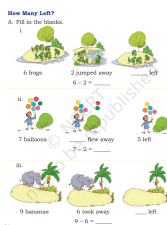
चित्र में क्या-क्या दिख रहा है? कौन-कौन से जानवर हैं? कौन, क्या कर रहा है? आपने इनमें से कौन-कौन से जानवर देखे हैं? कहाँ देखे? आदि चर्चा में जानवरों के

## (Addition and Subtraction of Single Digit Numbers)

## Single digit addition



## Single digit subtraction



## How many? Single Digit Addition

Activity : Count your family members and make a family chart.

## Lina's family

Activity: Age chart of My Family.



## Speaking skills (My favourite festival)





My Neighbourhood A virtual visit to places in neighbourhood and discussion on where do we get our food from.



Plants- Our Friends Activity- Students will learn about plants by singing a rhyme

- Quiz
- Group discussion
- Worksheet
- Speaking Skills

	chapter	<p>रहने के स्थान, पालतू एवं जंगली जानवरों आदि पर बात की जा सकती है। शिक्षक बच्चों को अपनी भाषा में अपनी बात कहने के पर्याप्त अवसर दें।</p>   <p>व्याकरण : वचन</p> <p>अभ्यास पुस्तिका: व्याकरण से संबंधित पृष्ठ कराए जाएंगे।</p>	<p>Ascending order</p> <p>Ensure inclusive and equitable quality education and promote lifelong learning opportunities for all.</p> <p>Speaking Skills Listening Skills Reading Skills Writing Skills Sorting &amp; Counting Observation &amp; Interpretation Word Formation Dramatization Verbal Expression Problem Solving Pronunciation Participation Show &amp; Tell Worksheets</p>		
<p>November</p> <p>Theme- Nature and Plants</p> <p>Value-</p>	<p>Grammar:</p> <p>Place Words</p> <p>Is, Am , Are</p>	<p>अं तथा चंद्रबिंदु की मात्रा (शब्दों तथा वाक्यों में मात्रा का प्रयोग )</p>	<p>Ch-6 Vegetable Farm (Addition and Subtraction up to 20) Number names up to 20</p>	<p>Our wonderful world Activity-Students will make a beautiful</p>	<ul style="list-style-type: none"> <li>• Quiz</li> <li>• Recitation</li> <li>• Quiz</li> </ul> <p>Pictorial recognition</p>

Embrace mother nature  
Life skill-Imagination  
Critical thinking  
Toy Pedagogy-Rainbow sticks with ice cream sticks  
Sensitization-  
Let's think and learn about our mother nature.

Has, Have



Unit 2 Life Around Us

Poem: Catch me if you can

Chapter 3: A Farm



Poem: Animals and Birds

Recitation of Poem

Dramatization of the chapter

ह = १	ख = २	ग = ३	घ = ४	ङ = ५	च = ६	छ = ७	ज = ८	झ = ९	ञ = १०
ट = ११	ठ = १२	ड = १३	ढ = १४	ण = १५	त = १६	थ = १७	द = १८	ध = १९	न = २०
प = २१	फ = २२	ब = २३	भ = २४	म = २५	य = २६	र = २७	ल = २८	व = २९	श = ३०
ष = ३१	स = ३२	ह = ३३	ळ = ३४	व = ३५	श = ३६	ष = ३७	स = ३८	ह = ३९	ळ = ४०

कौच जहाँ पाँच पाँच  
कहाँ जाँच पाँच पाँच  
कुआँ झाँसी पूछ मियाँ


नए शब्द  
(शब्दावली)

पाठ्यपुस्तक:  
पाठ 9- आलू  
की सड़क  
पाठ 13- मेला

अध्याय  
को  
नाटक  
के रूप में  
प्रस्तुत  
करनी।

Activity:

त्योहारों पर  
लगने वाले  
मेले पर चर्चा।  
मेले से जुड़ी  
आनंदमय  
कविता का  
गायन बच्चों  
को अपने  
आसपास लगे  
मेले का  
विचार  
करवाना।



अभ्यास  
पुस्तिका:  
व्याकरण से

Single digit  
addition



Single digit  
subtraction



A. 16 - 4 =	B. 12 - 5 =
C. 14 - 7 =	D. 16 - 6 =
E. 15 - 5 =	F. 15 - 0 =
G. 17 - 9 =	H. 13 - 3 =

Activity:

Farm Fresh  
Math-









Students will  
act as farmers  
harvesting  
vegetables.  
They will  
collect and  
count  
vegetables  
from a pretend  
farm, using  
single-digit  
addition to  
find the total  
harvest and  
subtraction to  
share with

Earth and  
they will  
write their  
promise to  
save mother  
Earth.



Observation  
of objects  
seen during  
the day and  
the night.



		संबंधित पृष्ठ कराए जाएंगे।	friend		
<p><b>December</b></p> <p><b>Theme-Animals</b></p> <p><b>Value - Animals</b></p> <p><b>our friends</b></p> <p><b>Life Skills-Let us be caring and compassionate.</b></p> <p><b>Toy Pedagogy-Mask making</b></p> <p><b>Socio Emotional Skills-Expresses emotion of care towards animals.</b></p> <p><b>Health and Mental Well Being.</b></p> <p><b>Effective communicators</b></p>	<p><b>Grammar:</b></p> <p><b>Was, Were</b></p>  <p><b>Sentences</b></p> <p><b>Practice Paper 2</b></p> <p><b>Unit 3 Food</b></p> <p><b>Story: A Visit to Market</b></p>  <p><b>Vegetables &amp; fruits name</b></p> <p><b>Fruits recognise by their colour</b></p> <p><b>Vocabulary development</b></p> <p><b>New words and Sentences</b></p> <p><b>Activity:</b></p>	<p>पाठ्यपुस्तक :</p> <p>पाठ 14- बरखा और मेघा</p> <p>पाठ 15- होली</p> <p>अध्याय को नाटक के रूप में प्रस्तुत करना।</p> <p>नए शब्द (शब्दावली)</p> <p>व्याकरण : जानवरों के नाम</p> <p>Activity:</p> <p>रंग भरों: क्रिसमस ट्री गतिविधि</p> 	<p><b>Ch-7 Lina's Family (Measurement)</b></p> <p><b>Activity:</b></p> <p><b>Measure It with Munchies - Students will use their hand spans or fingers to measure the length or size of different food items such as fruits, vegetables, and other edible items. For example, they may use their hand spans to measure the length of a carrot, shorter or longer, heavier or lighter.</b></p>  <p>handspan or fingers</p>	<p><b>Plants-Our Friends</b></p> <p><b>Activity-Students will learn about plants by singing a rhyme</b></p>  <p><b>Activity-Nature Walk</b></p> <p><b>Students will reflect parts of a plant through an activity.</b></p>  <p><b>Making of animals through paper</b></p>	<ul style="list-style-type: none"> <li>• <b>Role Play</b></li> <li>• <b>Show and tell</b></li> <li>• <b>Quiz</b></li> <li>• <b>Recitation</b></li> <li>• <b>Speaking skill</b></li> </ul>



## Dramatization of the chapter

अभ्यास  
पुस्तिका:  
व्याकरण से  
संबंधित पृष्ठ  
कराए जाएंगे।

**Worksheet 3.5 for DQs**

	Q1: Yearly shoe		Q6: Yearly shoe
	Q2: Thinner shoe		Q7: Thinner shoe
	Q3: Thinner shoe		Q8: Thinner shoe
	Q4: Thinner shoe		Q9: Thinner shoe
	Q5: Thinner shoe		Q10: Thinner shoe









Make a sliced ladder game by filling the missing number.

100		95	97	94	95		93
81	82	83	84		86	87	88
61	78		77	74		76	73
41	63	62		63	66		69
	48	56		55		54	52
41	43	45				46	50
40		38	42	36		34	32
21	23		24	25		27	29
20	19	18	17	16	15	13	12
1	3	2		5	6		9

**This game can be played outdoors (with a chalk draw squares with movable sticks and ropes as ladders and slides). Some task cards can be placed**

A creative craft where a mouse is constructed from various leaves. The head is a yellow leaf with two small black dots for eyes and a small red berry for a nose. The ears are two brown leaves. The body is a large green leaf, and the tail is a small orange leaf.

			<p>on the squares. Instructions can also be modified like jump to a number where the digits are exchanged , skip one number on your right and jump, etc.</p>		
<p><b>January</b></p> <p><b>Transport Value:</b> Transport is the Chain of development.</p> <p><b>Life skill:</b> Community living Sensitisation:</p> <p><b>Transport adds to economic development.</b></p> <p><b>Socio emotional skills:</b> Using public</p>	<p><b>Grammar:</b></p> <p><b>Reading Time</b></p> <p><b>Picture Composition</b></p> <p><b>Sentence Completion</b></p>  <p><b>Unit 3</b></p> <p><b>Chapter 2:</b> The Food we eat</p>	<p>पाठ्यपुस्तक : पाठ 16- जन्मदिवस पर पेड़ लगाओ पाठ 17- हवा</p> <p>अध्याय को नाटक के रूप में प्रस्तुत करना।</p> <p>नए शब्द (शब्दावली)</p> <p><b>Activity:</b></p> <p>चित्र में देखकर बताइए कि मून्नी के बाईं ओर, दाईं</p>	<p><b>Ch-9 Utsav (Patterns)</b></p>    <ul style="list-style-type: none"> <li>Activity: Ask children to collect different vegetables and</li> </ul>	<p><b>Traveling Time Read and know the major 3 means of transport.</b></p>  <p><b>Activity: Making Paper Boats.</b></p> 	<ul style="list-style-type: none"> <li>Vocabulary</li> <li>Test.</li> <li>Quiz.</li> </ul>

transport  
and  
carpooling  
.



Type of food

Different  
type of  
resources of  
food

Vocabulary  
development

New words  
and  
Sentences

Recitation  
of Poem

और, उसके  
आगे और  
उसके पीछे  
क्या-क्या  
दिख रहा है।



व्याकर  
ण :  
विलोम  
शब्द,  
गिनती  
१-१०


Activit  
y:




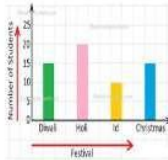

स्वर  
माला  
यह  
गतिवि  
धि  
बच्चों  
को हिंदी  
स्वर  
माला  
सीखने  
में मदद  
करती  
है।



अभ्यास  
पुस्तिका:  
व्याकरण से  
संबंधित पृष्ठ  
कराए जाएंगे।

cut them into  
slices with the  
help of adults.  
Use cut slices of  
these vegetables  
to create a  
pattern of your  
choice



<p><b>February</b></p> <p><b>Our wonderful world</b></p> <p><b>Value: Increasing nurturing capacity and unleash creativity.</b></p> <p><b>Life skill: Art of living in nature.</b></p> <p><b>Sensitisation: We all are disappearing from outdoors and busy with our gadgets.</b></p> <p><b>Life is beautiful outside.</b></p> <p><b>Socio emotional skills: Love for nature, appreciate all.</b></p>	<p><b>Grammar:</b></p> <p><b>Words in Pictures</b></p> <p><b>Picture Story</b></p>  <p><b>Unit 4 Seasons</b></p> <p><b>Chapter 1: The Four Seasons</b></p> <p><b>Seasons-Summer, winter, spring, monsoon</b></p>  <p><b>Poem: Pitter Patter</b></p> <p><b>Chapter 2: Anandi's Rainbow</b></p> <p><b>Vocabulary development</b></p> <p><b>New words and Sentences</b></p>	<p><b>पाठ्यपुस्तक :</b></p> <p><b>पाठ 18- कितनी प्यारी है ये दुनिया</b></p> <p><b>पाठ 19- चाँद का बच्चा</b></p> <p><b>अध्याय को नाटक के रूप में प्रस्तुत करना।</b></p> <p><b>नए शब्द (शब्दावली)</b></p> <p><b>Activity:</b></p> <p>छात्र "अक्षर गीत" कविता का वाचन करेंगे, जिसमें वे सभी हिंदी अक्षरों को मस्ती और ताल के साथ सीखेंगे। कविता के प्रत्येक पद में एक नया अक्षर शामिल होगा, जिससे बच्चे गीत के माध्यम से वर्णमाला का अभ्यास करेंगे।</p>	<p><b>Ch-11 How Many Times? (Multiplication)</b></p>  <p><b>Activity:</b></p> <p><b>Discuss the number of groups in each activity through questions like how many children are there in the picture, how many children are sitting in each compartment, total number of children on the ride.</b></p> <p><b>Ch-13. So Many Toys (Data Handling)</b></p>  <p><b>Activity:</b></p> <p><b>A data will be collected on festivals celebrated by most of the</b></p>	<p><b>Our wonderful world</b></p> <p><b>Art integrated activity- draw and color Our Planet Earth.</b></p> 	<p><b>Picture description questionnaire based on aesthetic views</b></p>
--	--	--	--	---	--





		व्याकरण से सम्बंधित कार्य			
--	--	---------------------------------	--	--	--