



HRM
GLOBAL SCHOOL

NUR

ANNUAL LEARNING PROGRESSION






HRM
GLOBAL SCHOOL

NUR

ANNUAL LEARNING PROGRESSION



HOW ARE NURSERY CHILDREN LIKE?

It is important to know your child well. This helps you understand and relate to him/her better.

It also enables you to support his/her learning in the best way he/she can learn.



Nursery children are naturally curious and eager to learn. Learning is enhanced by interaction and cooperation with others, which includes adults as well as children. Through interactions, organised activities and purposeful play in the Nursery programme, children explore and experiment with their environment to add to their knowledge, learn new skills and practise the familiar ones.

Young children grow in many ways.

AND THEY GROW FAST!

They learn new things every day.

They learn how to be with other people.

They learn how to think.

They learn how to express their ideas.

They learn how to express their feelings.

Parents are their children's first and most important teachers and play a central role in the lives of their children. When children begin Nursery, parents and teachers form a partnership to support their learning at home and school. In Nursery, the values and beliefs of home are acknowledged and the cultural diversity of families is recognised. Parents also benefit from being involved in their children's education by getting ideas from the school on how to help and support their children, and by learning more about the school's academic programme and how it works.

WHAT DOES YOUR CHILD LEARN IN NURSERY?



Each grade has a syllabus. This is what students learn in each subject area. Teachers use the curriculum to help your child learn.

LANGUAGE ►

LISTENING AND SPEAKING SKILLS

Listens attentively and responds appropriately

Follows simple instructions

Identifies and tells phonetic sounds of letters individually and in words

Starts to speak in complete sentences (English)

Speaks clearly

Shares experiences/rhyme/stories/needs

Sings rhymes and songs with actions

Uses new vocabulary during conversations

Takes turns while speaking

Talks about various objects in his/her language

Knows that various objects can have multiple names

READING SKILLS

Identifies and reads letters
(lower case and capital)

Holds a book, turns pages and
takes care of books

Demonstrates book directionality—
left to right, top to bottom

Describes illustrations and predicts
what happens next

Asks questions and responds to questions
about the text read aloud

Tells main events in the story/rhyme

Makes connections to own experiences

Decodes words using various strategies such
as letter-sound correspondence, sight
vocabulary and so on

WRITING SKILLS

Writes lower-case letters with correct
formation

Draws pictures to represent thoughts
and ideas


Tries to write simple words using
symbol-sound relationship



MATHEMATICS ►

Mathematics is a hierarchical and abstract subject. Concepts and skills are developed using the previous knowledge and experiences of children. A lot of activities are planned to give a concrete experience to children. Each preceding concept feeds into the next. The curriculum offers an amalgamation of skills and concepts so that children apply them across all units. The skills visible in the curriculum are problem solving, representation, communication, connection, reasoning and estimation.

Concepts covered in Nursery curriculum are:



PRE-NUMBER CONCEPTS

Matching

Pairing

Sorting

One-to-one correspondence

Seriation

NUMBER

Numbers till 20: Quantification and writing

Order in numbers: Before, after and in between

Oral counting till 100

MEASUREMENT

Length

- Big and small
- Long and short

Width

- Thick and thin

Weight

- Heavy and light

Capacity

- More and less water

Time

- Day and night
- Structure of day
- Today, tomorrow and yesterday

PATTERN

Identifying patterns

Copying patterns

SHAPES AND SPATIAL UNDERSTANDING

Near and far

Up and down

Inside and outside

2-D shapes: Triangle, rectangle, square and circle

DATA COLLECTION

Counting objects and pictures to collect data

Recording data



PROJECT BASED LEARNING (PBL) ►

Project Based Learning (PBL) uses projects, which integrate concepts and skills from various subjects and domains of development. These projects make learning relevant and useful for children. They help them in establishing connections with the world around them. They emerge from children's immediate surroundings and are organised considering their cognitive development and social needs. Projects included in this grade are:

MYSELF

SUMMER AND RAINY SEASONS

OUT ON ROAD

IT'S COLD



HOW DO TEACHERS ASSESS STUDENTS' WORK?



Teachers assess students' work in the following ways:

They talk to your child.

They watch your child at play and during various activities.

They check and give feedback on written work (classwork, homework and revision tasks).

They look for changes in your child's behaviour.

WHAT CAN YOU DO TO HELP YOUR CHILD LEARN BETTER?



CONNECT TO THEIR WORLD

Take initiative to learn about what your child is currently learning at the school. Spend time befriending your child, and become part of his/her world. It is not enough to know what the child is doing at school. As a parent, you need to know what the child thinks and feels about the experiences he/she is going through in the school.



TALK WITH THEM

Talking with children about their experiences motivates them to learn! Here are some questions that you could use:



How was your day at the school?

Was there anything new and interesting in the school today?

What did you learn today?

Can you teach that to me?



BE A RESOURCE

Students conduct first-hand research, may need to make observations when going on a family vacation, or ‘interview’ you or others on a certain topic. Act as a resource ONLY when your child needs one.

TRUST THE TEACHING

We are continuously learning from various new researches and practices from around the world so that the school can give your child the very best of learning environment. We are there for you all the time. Just remember that our goals, yours and the school's, are the same—to nurture the genius in your child.



BE IN TOUCH WITH WHAT IS HAPPENING IN SCHOOL

Attend all parent-teacher interaction meetings. These include PBL culminations in every term, term-end student report meetings, class-wise parent meetings, etc.

Read every circular and diary note that is given to your child.

Keep checking the school website for any updated information or to download worksheets and practice assignments for your child after the unit has been taught. Use the unique ID given to your child for the parental access to the website resources.

There may be an ambiguity at times about what your child is doing in the school. Don't panic.

Call up the class teacher and seek clarity.

In case of queries or concerns, contact the class teacher and share your concerns. If it's still unresolved, email at the school's official email ID.







HRM
GLOBAL SCHOOL

NUR

ANNUAL LEARNING PROGRESSION

TERM-1



ENGLISH

Pre-writing

- Scribbling and pattern writing

Letters

- t (Recognition, naming, phonic sound and writing); T (Recognition and naming)

MATHS

Measurement

- Big and small

Pre-number Concepts

- Matching same objects
- Pairing things based on use
- Sorting based on colour, shape and size
- One-to-one correspondence

Number 1

- Counting of objects and pictures
- Recognition and writing of number 1

Spatial Understanding

- Near and far





PBL

MYSELF INTRODUCTION

My Name

- Finger printing and pasting pictures
- Recognising differences

My Toys

- Picture talk
- Favourite toy
- Colouring
- Toys I like

My Friends

- Story: Mambo and Tangy
- Talking about friends
- Craft: My Friend's Badge
- Playing with friends
- Matching colours

My Likes and Dislikes

- Rhyme: What Bingo Likes?
- Sharing one's likes and dislikes

Colours

- Story: I Love Colours!
- Colouring
- Identifying colours
- My favourite colour
- Sorting
- Finger printing
- Favourite colour of my friend
- Favourite colour of my family members

CIRCLE TIME

Circle Time is an important, everyday fun activity.

During Circle Time, students sit on a mat with teachers at the centre. The teachers are in close proximity with students. Students establish eye contact with teachers and build good bonding with peers.

Some of the activities done during this time are:

- Roll call activity
- Helpers of the day
- Making new friends
- Sharing





MATHS

Pre-number Concepts

- Seriating objects based on size

Numbers 2, 3 and 4

- Counting of objects and pictures
- Recognition and writing of numbers 2, 3 and 4

Spatial Understanding

- Up and down

Shapes

- Sorting shapes
- Identifying and naming shapes such as triangles, squares, rectangles and circles

ENGLISH

Letters

- a, p, n and i (Recognition, naming, phonic sound and writing); A, P, N, and I (Recognition and naming)





PBL

MYSELF

My Body

- Recognising body parts
- Matching body parts
- Craft: Face
- Rhyme: My Little Body
- Uses of body parts

Taking Care of Self

- Rhyme: Brush Your Teeth
- Things I use to take care of myself

SUMMER AND RAINY SEASONS

Summer Vacation

- Story: Jasmine's Holidays
- Sharing experiences associated with summer vacation
- Drawing favourite activity done during summer vacation

Characteristics of Summer Season


- Picture talk
- Spotting the difference
- Craft: Sun Mask
- Rhyme: Summer is Here


CIRCLE TIME

Circle Time is a pleasant, comfortable time when the class comes together for sharing, enjoyment and celebration. It plays an important role in the development of socio-emotional skills such as taking initiatives, making decisions, being responsible, being confident and so on.

Some of the activities done during this time are:

- Roll call activity and helpers of the day
- Zip Zap
- Be Quick
- Hello Everyone
- Sharing Time
- Rhymes and stories





ENGLISH

Letters and Words

- s (Recognition, naming, phonic sound and writing) and S (Recognition and naming)
- Reading words consisting of letters done so far
- c and r (Recognition, naming, phonic sound and writing); C and R (Recognition and naming)

MATHS

Number 5

- Counting of objects and pictures
- Recognition and writing of number 5
- Revision of numbers 1–5

Spatial Understanding

- Inside and outside

Number 6

- Counting of objects and pictures
- Recognition and writing of number 6





PBL

SUMMER AND RAINY SEASONS

Things Associated with Summer Season

- Things used during summers
- Craft: Hand Fan
- Story: I Like Ice Cream
- Colouring
- Identifying summer beverages and food items
- Making lemonade
- Identifying fruits eaten during summer
- Matching
- One-to-one correspondence
- Cotton dabbing

Summer Clothes

- Identifying clothes worn during summers
- Drawing

Characteristics of Rainy Season

- Picture talk
- Rhyme: Rain, Rain Go Away
- Talking about experiences associated with rainy season
- Identifying one's emotions
- Rhyme: Clouds
- Observing and drawing clouds
- Cotton pasting

CIRCLE TIME

Students at this age learn by interacting and being with each other. Circle Time is one such opportunity. Students and teachers sit in a circle, at the same level, so that everyone can see one another. The setting is comfortable for children and helps them develop socio-emotional skills.

Some of the activities done during this time are:

- Roll call activity using home school board
- Helpers of the day
- Morning message
- Sound boxes
- Chinese whisper
- Rhyming words
- Who is at the door?
- Storytelling





ENGLISH

Letters and Words

- h, e, m, d and k (Recognition, naming, phonic sound and writing); H, E, M, D and K (Recognition and naming)

MATHS

Pattern

- Identification of simple patterns
- Copying a pattern

Numbers 7 and 8

- Counting of objects and pictures
- Recognition and writing of numbers 7 and 8





CIRCLE TIME

Students at this age learn by interacting and being with each other. Circle Time is one such opportunity. The focus this month will be on developing listening skills, being attentive and building a bond with their peer group.

Some of the activities that students will do this month are:

- Who is at the door?
- Body orchestra
- Simon Says
- Take initiatives
- Share experiences with classmates

PBL

SUMMER AND RAINY SEASONS

Things Associated with Rainy Season

- कविता- बारिश आई
- Pretend play
- Identifying things associated with rainy season








HRM
GLOBAL SCHOOL

NUR

ANNUAL LEARNING PROGRESSION

TERM-2



MATHS

Number 9 and 10

- More and less
- Counting of objects and pictures
- Recognition and writing of numbers 9 and 10
- Order in numbers (before, after and in between)
- Revising numbers from 1 to 10

Length

- Long and short

Numbers 11 and 12

- Counting of objects and pictures
- Recognition and writing of numbers 11 and 12

Weight

- Heavy and light

Number 13

- Counting of objects and pictures
- Recognition and writing of number 13
- Revising numbers from 1 to 13

ENGLISH

Letters and Words

- g and o (Recognition, naming, phonic sound and writing); G and O (Recognition and naming)
- Reading and writing simple words consisting of letters done so far
- u (Recognition, naming, phonic sound and writing); U (Recognition and naming)



PBL

OUT ON ROAD

Introduction

- Story: Hiya's Walk
- Talking about the purpose of going out
- Observing and drawing

Buildings on Road

- Story: Hungry Peggy
- Knowing about different buildings and their uses
- Craft: Making a kitten

People on Road

- Story: Peggy's Friend
- Recognising numbers
- Knowing about different types of work
- Knowing about tools used for work

Vehicles on Road

- Observing a picture
- Counting
- Finding the odd one
- Rhyme: The Wheels on the Bus
- Joining dots and colouring
- Identifying wheels on vehicles
- Bottle cap printing
- Drawing favourite vehicle

Traffic Lights

- Rhyme: Traffic Lights
- Tearing and pasting




CIRCLE TIME

This month the focus is on enhancing the emotional development of children. Children will be involved in various activities which will be done in a playful manner to help them recognise their emotions in a safe, free and conducive environment.

Some of the activities that students will do this month are:

- Feel cards
- Look in the mirror
- Help Lola Puppet
- Pass a smile





ENGLISH

Letters and Words

- l, f, b and j (Recognition, naming, phonic sound and writing); L, F, B and J (Recognition and naming)

MATHS

Number 14

- Counting of objects and pictures
- Recognition and writing of number 14

Time

- Structure of day in school and at home
- Day and night
- Today, tomorrow and yesterday

Numbers 15 and 16

- Counting of objects and pictures
- Recognition and writing of numbers 15 and 16



PBL

OUT ON ROAD

Animals on Road

- Observing pictures
- Colouring
- Song: Baby Animals
- Knowing about animals and their young ones
- Road Safety
- Knowing ways to ensure safety on road

IT'S COLD

Introduction

- Story: I Lost My Dotty
- Craft: Making a kitten

Changes in Environment

- Observing a picture
- Vocabulary related to environment
- Observing changes
- Spotting the differences
- Colouring
- कविता- आई सरदी आई
- Appliances used during winters



CIRCLE TIME

This month the focus is on self-concept: Knowing about oneself and what others feel for us.

Some of the activities that children will do this month are:

- Draw a face
- Make own face
- Sharing
- Helpers of the day

These activities are done in a playful manner to help children recognise and express their emotions in a safe, free and conducive environment.



ENGLISH

Letters and Words

- Reading and writing words consisting letters done so far
- w and z (Recognition, naming, phonic sound and writing); W and Z (Recognition and naming)

PBL

IT'S COLD

Clothes Worn during Winters

Story: My New Sweater

Identifying winter clothes

Wool printing

Matching

Comparing the texture of clothes

Story: Andy and Suhan's Day Out

Identifying thick and thin objects

MATHS

Capacity

- More and less

Numbers 17 and 18

- Counting of objects and pictures
- Recognition and writing of numbers 17 and 18



CIRCLE TIME

In January, the focus will be on friendship.

Some of the activities that children will do this month are:

- I am your friend
- Four hugs a day
- Me and my friends
- Friendship fruit salad
- Friendship bracelet
- Encouragement Circle

These activities are done in a playful manner to help children recognise and express their emotions in a safe, free and conducive environment.





ENGLISH

Letters and Words

- y, x, q and v (Recognition, naming, phonic sound and writing); Y, X, Q and V (Recognition and naming)
- a-z sequence (Oral and written)
- Matching small letters with capital letters

MATHS

Number

- Revising numbers from 1 to 18
- Order in numbers (Before, after and in between)

Width

- Thick and thin

Numbers 19 and 20

- Counting of objects and pictures
- Recognition and writing of numbers 19 and 20

Data Collection

- Counting objects and pictures
- Recording data

Number

- Oral counting till 100
- Revising numbers



PBL**IT'S COLD****Food Eaten during Winters**

- Various fruits, vegetables, dry fruits and snacks eaten during winters

Culmination

- Culmination of the project 'It's Cold'

Seasons

- Revision of summer, winter and rainy seasons
- My favourite season

CIRCLE TIME

In Feb-March, the focus will be on gross motor skills.

Some of the activities that children will do this month are:

- I am a basket
- Circle Time movement game
- Storytelling
- Move just a little bit
- Movement cube
- Paper dancing
- Steady beat
- Musical Islands
- Circus Ringmaster







HRM
GLOBAL SCHOOL

NUR

ANNUAL LEARNING PROGRESSION



