



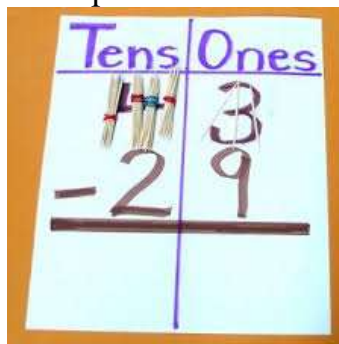



Interdisciplinary Concept Mapping HPC (2024-25)

Class II

TIME PERIOD AND TOPIC	ENGLISH	HINDI	MATHEMATICS	GENERAL AWARENESS	ASSESSMENT
<p>April</p> <p>Concept: Health and Hygiene</p> <p>Domains covered:</p> <ul style="list-style-type: none"> Physical Development Socio-emotional and Ethical Development Cognitive Development Language and Literacy Development Aesthetic and Cultural Development 	<p>Activity: "Sing with Me"</p>  <p>Worksheet: All About Me</p> 	<p>गतिविधि: 'मेरा परिचय' -</p>  <p>दसखड़ी ,गिनती 1 - 20</p> <p>गतिविधि: 'मैं और मेरी गिनती'</p>  <p>मैं और मैं में अंतर है और हैं में अंतर पाठ आउट (सारंगी) गतिविधि: 'एक खेल अनेक नाम'</p>	<p>Counting 1-1000 Ch-1 A day at the beach (Place Value-Hundred, Tens and Ones)</p> <p>Activity: Making bundles of Toothpicks.</p>  <p>Numbers names (1-500) Revision of Table of 2 and 10</p>	<p>Self Care Grooming Kit</p>  <p>Hand Wash Activity – Students will learn about the 7 steps of hand washing to maintain personal hygiene.</p> <p>Yoga Aasan for healthy body.</p>	<p>Speaking Skills (All about me) Dramatization(Ch-My name)</p> <ul style="list-style-type: none"> गिनती 1 - 20 Let's Know Each Other (Peer Assessment) <p>*Punctuation (Capital Letter, Full Stop, Question Mark)</p> <p>*Dodging Table Test (2 and 10)</p>

Grammar- The Alphabet, Sentences and Punctuation

When we ask a question, we put a question mark at the end of the sentence. In the given sentences, put a question mark (?), if it is a question and a full stop (.), if it is not.


1. My name is Sheena
2. Where do you live
3. Which colour do you like
4. What is your favourite subject
5. I like music very much

● **Noun:** Common Noun & Proper Noun

Ch- My name
Seeing without seeing

Sight Words-

Eyes, nose, ears, organs, fingers, head, happy




● 'मिलकर पढ़िए':
'खेल सन्ध्या'



May
Concept:
My friends and family

Domains covered:
● Physical Development

Picture reading (Pg 8,9 of Mridang)
Picture Composition



अपठित गद्यांश

कि और की में अंतर

इकाई 1 परिवार

(नीमा की दादी,माला की चाँदी की पायल,माँ,थाथू और मैं)

Place value



Ch-1 Numbers (Mental Math Book)

Ch-4 Counting in tens (Expanded form and

Importance of friends in our life



- ◆ Role play (skit on my family)
- ◆ Quiz (Relations between different family members)
- ◆ Worksheet

- Socio-emotional and Ethical Development
 - Cognitive Development
 - Language and Literacy Development
 - Aesthetic and Cultural Development
- Positive Learning Habits

Chapter 2 Out! Out!



It was a holiday. Jeet and Babli were playing. They played many games. Both of them skipped the rope. They played hide and seek.



10 Mins

Nouns : Genders

Students will differentiate between masculine and feminine Genders in their family.

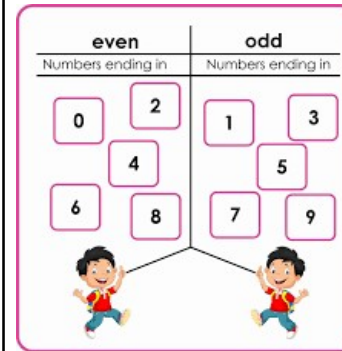


सप्ताह के दिनों के नाम

short form)
Formation of numbers (Greatest and smallest number)




Odd and Even numbers



My family

Introduction of types of families-



- Nuclear family
- Joint Family

Activity-Making a stick puppet using popsicle sticks.



Card making

I love my family

- (Family Members name)
- ◆ कविता वाचन (माँ)
 - * श्रुतलेख अध्याय-19 आउट
 - * Dictation Seeing without seeing
 - * $>$, $<$, $=$
 - * odd/even

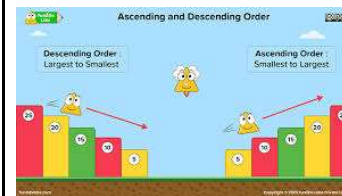
- July
- Concept: Neighbourhood**
- Domains covered:**
- Physical Development
 - Socio-emotional and

A. Write your home address


Name/ House No.	_____
Name of the street	_____
Name of the area	_____
Town	_____
State	_____
Country	_____

- संज्ञा गतिविधि : 'संज्ञा' - छात्र उस व्यक्ति, स्थान या चीजों का नाम लिखेंगे जो वे अपने आस-पास या अपने पड़ोस में देखते हैं।

Ascending and Descending order



Activity: My Neighbourhood Geoboard




- Speaking Skills (My Neighbourhood)
- Observation & Interpretation
 - Word Formation
 - Problem Solving
 - Worksheet (Ordinal

Ethical Development

- Cognitive Development
- Language and Literacy Development
- Aesthetic and Cultural Development

Positive Learning Habits



Comprehension Passage
Pronouns

Pronoun Song
(Tune: 'Bambaye! Love You')

I, me, you,
We, us, they,
Them, it, he, she,
Him and her

Are pronouns that
Take the place of nouns!
Learn them well
And use them now.

- **Article: 'a' / 'an' -** Students will brainstormed about the use of article a/an before nouns.



संज्ञा (NOUN)

नीचे कुछ चीजें चित्रित की गई हैं। उन्हें उनके सही स्थान पर लिखिए।
Circle below are some nouns, sort them and write them at the right places.

बंगला, पत्ती, मोटरगाड़ी, पत्त, दिल्ली, मिठाई, दूध, अमिच, जम्हा, पत्ता, ब्राउन, लोहा, गीली, मोटावा, फिरोज, खजूर, चाय, चाय, अमर, भारत

स्थिति	वस्तु	स्थान	भाव

- सर्वनाम
गतिविधि: 'सर्वनाम गुब्बारा'



चित्र लेखन
महीनों के नाम
संयुक्त वर्ण
र के प्रयोग

Ordinal numbers (1-10)



- **Activity: 'Who's First!'**



Table of 3 and 5

Activity: 'Our Nature Walk'

our nature walk!

I see... I smell...

I feel... I hear...



Mindful Breathing:



numbers)
Listening skill WS
महीनों के नाम




Activity: 'Look Around'

Two Things I Like About My Neighborhood

	
I like _____	I like _____

Sight Words - My Neighbourhood

	Crossing guard	
	street	
	house	
	park	
	stop sign	
	apartment	
	store	
	stroller	
	police car	
	school bus	

TIME PERIOD AND TOPIC	ENGLISH	HINDI	MATHS	GENERAL AWARENESS	ASSESSMENT
<p>August-1- 30</p> <p><i>Theme: Seasons</i></p> <p>Domains covered:</p> <ul style="list-style-type: none"> Physical Development Socio-emotional and Ethical Development Cognitive Development Language and Literacy Aesthetic and Cultural Development Positive Habits 	<p>Comprehension (unseen passage)-</p>  <p>Rainy Day Roy likes to play in the rain. When it rains, he puts on his raincoat and boots. He goes outside. Roy splashes in the puddles. Roy must think that he is a duck. Sometimes Meyer plays in the rain with Roy.</p> <ol style="list-style-type: none"> 1. What does Roy like to play in? 2. What does Roy put on when it rains? 3. Where does Roy go? 4. What does Roy splash in? 5. What must Roy think he is? 6. Who plays in the rain with Roy sometimes? <p>Writing skills- Paragraph writing- Independence day.</p> <p>Paragraph on Independence Day of India The Independence Day of India is celebrated on 15th August annually. It is a national festival of India. It is a special day for every citizen of India. India got freedom on 15th August 1947. The day reminds us of the great freedom fighters of India. Their life is worth inspiration for us. We should never forget the moral values of Independence Day of India.</p> <p>Season (Paragraph writing)</p>	<p>अपठित गद्यांश - तीन दोस्त</p> <p>गतिविधि – (पेज न. 30 सारंगी पुस्तक) बच्चे अलग अलग रंगों को मिलाकर एक नए रंग का निर्माण करना सीखेंगे।</p>  <p>आइए, कुछ बनाएँ</p> <ol style="list-style-type: none"> 1. भेद पर अखबार बिछा दीजिए 2. अलग-अलग स्तम्भक में तीन रंगों को पानी में घोलिए – लाल और नीला 3. झोंप की सहायता से रंग की बूंदों को अखबार पर छिड़किए 4. अलग-अलग रंगों की बूंदों को एक-दूसरे के ऊपर और आस-पास छिड़किए तथा नए रंग बनाइए। आप रंग की बूंदों से डिजाइन भी बना सकते हैं। 5. सभी रंगों को मिलाकर देखिए कौन-सा रंग बना? <p>शब्दों का खेल</p> <p>व्याकरण – वचन बदलो</p> <p>गतिविधि – सभी बच्चे इस गतिविधि के द्वारा नए शब्दों को लिखकर उनके वाचन बदल पाएंगे। शब्दों के चित्र बनाकर भी इस</p>	<p>Chapter 9</p> <p>What season it is ? (pg 98-103)</p> <p>Topics- Days of the week Month of the year</p> <p>Activity- Teacher will toss any soft toy onto the hopscotch board. The student will hop on each month down towards the soft toy as the rest of the students will sing the months of the year song. Once the child reaches the soft toy, he/she will pick it up and then jump back to the beginning. The opportunity for repetition is endless in this game and repetition is what helps the</p>	<p>Picture composition- Activity-My favourite season-</p> <p>Write 4-5 sentences about your favourite season. You can also draw or paste pictures.</p> 	<ul style="list-style-type: none"> Know your weather (Speaking skill) Worksheet Role play Questionnaire

PARAGRAPH ON WINTER SEASON

Winter is the coldest season which comes after autumn. In this season the sun rises pretty late and does not last for long that is why days are shorter and nights are longer. Peak time of this season is in December and January as snow falls heavily in these months. It is a season of mists, fog, heavy rainfall and snowfall.

Grammar – Topic Verb (Doing verb)

Activity-



Description –

Children will make verb chart in their notebooks as shown in picture and write which action they can

गतिविधि को किया जा सकता है।



ज और ज़ में अंतर
फ और फ़ में अंतर

इकाई -२ रंग ही रंग,
कविता - दुनिया रंग -
बिरंगी

गतिविधि – अपने पसंद
के रंग पर कविता लिखिए
(उदहारण – 'दुनिया रंग
-बिरंगी ' कविता की तरह
लिखने की कोशिश करे।)

एवं

कविता – 'कौन' का
पठन किया जाएगा।

गतिविधि – अपने परिवार
के २ सदस्यों को चुनिए

children learn the months of the year.



Activity- Poem recitation

(page no : 98-99)



Chapter – Shapes and

Knowing various places and their habitants

Activity -Discuss the special things that the people do in different seasons. Also talk about the various locally available food and clothes for example, pheran in Kashmir etc. Also , discuss how the local variation in seasons affects the daily lives of people.

Activity – Tell what you see-
Watch the sky at

do , they will also act according to those words.

Topic – Helping verb (is, are, am)

Activity – Project making (Art integrated activity) - Sorting of pronouns on the basis of helping verb



Chapter-A show of clouds (poem)

– **Activity-** Students will observe the clouds and draw two pictures in their notebook based on their observation.

और उनसे कुछ सवाल पूछिए (जैसे इस कविता में पूछे गए हैं) जो आप हमेशा उनसे पूछना चाहते हैं जैसे उनका पसंदीदा खेल कौन सा है ? उन्हें छुट्टी पर कहाँ जाना पसंद है ? उन्हें कौन कौन सा खाना पसंद है ?

कक्षा में आकर मित्रों को अपनी बातचीत बताइए और उनकी बातचीत भी ध्यान लगाकर सुनिए ।

पाठ- तोसिया का सपना
गतिविधि - अपने सपनो का बगीचा बनाइए और उसमे अपने पसंद के रंग भरिये ।





lines (Mental Maths pages -81-89)

Activity- Making a geometrical wall hanging / scenery for class



Description- Children will make a wall hanging /scenery for class using 2D Shapes.

sunrise, sunset and at night. Share your experiences with the class.



Art integrated activity using clay – Making of Rainbow.



पाठ – सबसे बड़ा छाता
(पठन हेतु)

गतिविधि – कक्षा में अपने शिक्षक की सहायता से समाचार पत्र में बारिश / आसमान /चाँद/ तारे आदि से सम्बंधित कोई समाचार पढ़िए। (पेज न. 128)

शिक्षिका बच्चों को हर रोज़ समाचार पत्र पढ़ने के लिए भी प्रोत्साहित करेंगी।



पहेलियाँ – बूझो तो जाने
–सभी बच्चे पेज न. 128 पर दी गयी पहेली भी

Chapter 4- Shadow story (2- D Shapes)

Activity- Togalu Gombeyaata-puppetry art - -






Description- Children will make shadow of different animals and birds using their hands and will also narrate a story using the shadow of various material.



Chapter- 5 Playing with lines.

Activity-Sketches of Madhubani , Kalamkari and Warli art

Description- Children will makes painting in their notebooks as

		<p>पहेली</p> <p>1. काली भूरी नीली है, लाल मुलासी पीली है, बरखा से यही बचाती है, धूप नहीं आ पाती है। रहती है सिर के ऊपर, फैली रहती है तब बर, सुंदर सी है, जानो गुप्त, अपने सिर पर कानों गुप्त।</p>  <p>2. ऊपर देखो उड़ता जा रहा, मुझ जा रहा अब ये, लेकिन वापस भी आएगा, भार न जाने कब ये। आसमान में उड़ जाता है, हैने किने भाते, क्या चिट्ठिया है, ओ नही, यह काली बड़ी सखी। —अनिल</p>  <p>राजें-जान</p> <p>कहता मैं अपने पिताक की सहायता से समाचार पत्र में बारिदा / आसमान / बाद / तारी आदि से संबंधित कोई समाचार पढ़िए।</p> <p>128</p>	<p>shown in the given picture.</p>   <p>Table of 4</p>		
<p>September 1 - 30 Theme- Food</p> <ul style="list-style-type: none"> • <i>Physical Development</i> • <i>Socio-emotional and Ethical Development</i> 	<p>Comprehension (Unseen passage on food)</p>  <p>Picnic</p> <p>Grade 2 Reading Comprehension Worksheet</p> <p>Emily and her family went on a picnic. They packed sandwiches, fruits, and drinks. They spread a blanket on the grass and enjoyed their meal. Emily's favorite part was eating watermelon.</p> <p>What did Emily and her family do on their picnic? _____</p> <p>What was Emily's favorite food on the picnic? _____</p>	<p>अपठित गद्यांश – पृष्ठ ९६-९९ (सारंगी पुस्तक)</p> <p>व्याकरण – शुद्ध व अशुद्ध</p> <p>विलोम शब्द</p> <p>गतिविधि – विलोम शब्द घड़ी – सभी बच्चे इस प्रकार की घड़ी का निर्माण अपनी पुस्तिका में करेंगे।</p>	<p>Chapter- Rani's gift (Measurement)</p> <p>Activity- Jal tarang-</p> <p>Description- To make a jal tarang (musical instrument), arrange 5-7 similar glasses or bowls. Fill them with varying levels of water. Gently tap a spoon on each glass or bowl and hear how each one sounds. Tap at different part of</p>	<p>Activity- Bingo bhel / Sprout salad making (cooking without fire)</p>	<ul style="list-style-type: none"> • Worksheet • Multiple choice questions • Poem recitation

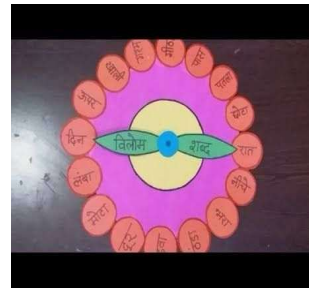
- **Cognitive Development**
- **Language and Literacy**
- **Aesthetic and Cultural Development**
- **Positive Habits**

Writing skill Paragraph writing- Teacher's day

1. Teachers' day is celebrated on 5th September every year in India.
2. It is celebrated on the birth anniversary of Dr. Sarvepalli Radhakrishnan.
3. He was a philosopher, teacher, and first Vice-President of India.
4. Teachers play a very important role in a student's life.
5. Teachers are the backbone of society.
6. On Teachers' Day we give tribute to our teachers.
7. Teachers' Day is celebrated in schools and colleges with great enthusiasm.

Grammar – Helping verb (has, have)

Activity – Have got game -



पाठ ६ चीटा (पठन हेतु)

गतिविधि –परिवार के सदस्य या अपने किसी मित्र के लिए 'धन्यवाद कार्ड' बनाइये। इस धन्यवाद कार्ड पर आप लिख सकते हैं कि आप यह धन्यवाद कार्ड उन्हें क्यों देना चाहते हैं। (पेज न. 22 सारंगी पुस्तक)

the glass or bowl to feel the difference. Children can also measure the amount of water and compare the sizes of the bowls.



Table of 6

MULTIPLICATION TABLE				
1x1 = 1	2x1 = 2	3x1 = 3	4x1 = 4	5x1 = 5
1x2 = 2	2x2 = 4	3x2 = 6	4x2 = 8	5x2 = 10
1x3 = 3	2x3 = 6	3x3 = 9	4x3 = 12	5x3 = 15
1x4 = 4	2x4 = 8	3x4 = 12	4x4 = 16	5x4 = 20
1x5 = 5	2x5 = 10	3x5 = 15	4x5 = 20	5x5 = 25
1x6 = 6	2x6 = 12	3x6 = 18	4x6 = 24	5x6 = 30
1x7 = 7	2x7 = 14	3x7 = 21	4x7 = 28	5x7 = 35
1x8 = 8	2x8 = 16	3x8 = 24	4x8 = 32	5x8 = 40
1x9 = 9	2x9 = 18	3x9 = 27	4x9 = 36	5x9 = 45
1x10 = 10	2x10 = 20	3x10 = 30	4x10 = 40	5x10 = 50
6x1 = 6	7x1 = 7	8x1 = 8	9x1 = 9	10x1 = 10
6x2 = 12	7x2 = 14	8x2 = 16	9x2 = 18	10x2 = 20
6x3 = 18	7x3 = 21	8x3 = 24	9x3 = 27	10x3 = 30
6x4 = 24	7x4 = 28	8x4 = 32	9x4 = 36	10x4 = 40
6x5 = 30	7x5 = 35	8x5 = 40	9x5 = 45	10x5 = 50
6x6 = 36	7x6 = 42	8x6 = 48	9x6 = 54	10x6 = 60
6x7 = 42	7x7 = 49	8x7 = 56	9x7 = 63	10x7 = 70
6x8 = 48	7x8 = 56	8x8 = 64	9x8 = 72	10x8 = 80
6x9 = 54	7x9 = 63	8x9 = 72	9x9 = 81	10x9 = 90
6x10 = 60	7x10 = 70	8x10 = 80	9x10 = 90	10x10 = 100



Description –

Children will make sprout salad or Puffed rice bhel using healthy ingredients of their own choice such as tomato, cucumber, pomegranate, onion, capsicum, lemon, salt etc. To inculcate the healthy eating ,teacher will

Description- Children will trace the path and form a sentence after observing the picture. Each correct answer will add a point to their team.

**Question framing
- Worksheet**

WH Questions			
Who		What	
Person		Thing	
woman	child	firefighter	toy cars
key	dog		
Where		When	
Place		Time	
at the park	at home	outside	tomorrow
			next
			at 12:23
Why		How	
Reasons		Describe (Tell the steps)	
to make healthy	to get the idea by	to make a model	

कविता- टिल्लू जी
गतिविधि – छात्रों द्वारा कविता का सस्वर वाचन किया जाएगा।

पाठ १४ बीज (पठन हेतु)
गतिविधि – किसी पुराने बर्तन या गमले में काले चनों को बोएं। कुछ ही दिनों बाद चनों से हरे भरे डंठल और पत्ते उगने लगेंगे। देखें उन्हें उगने में कितना समय लगेगा। पेड़ को उगने के लिए किन किन चीजों की जरूरत पड़ती है उनकी सूची बनाएं। (पेज न. 60 सारंगी पुस्तक)



Mental maths (pages 91, 92)

Activity – Nimbu pani-
Let's measure the ingredients.

Children will make 'Nimbu pani' or any of their favourite drink and write down its ingredients along with the quantity to be used in a table as shown in given picture. (page no 81 of textbook)

Let us make Nimbu Pani.
Raghu and his friends made nimbu pani for Raghu's grandmother.
He used the following things to prepare 1 glass of nimbu pani.

A. Water: 1 glass
B. Sugar: 1 spoon
C. Lemon juice: 2 spoons
D. A pinch of salt

Now Raghu wants to make nimbu pani for himself and his two friends. Raghu has to make 3 glasses of nimbu pani. Write the quantity of ingredients he has to use to make 3 glasses of nimbu pani.

Water: glasses Sugar: spoon
Lemon juice: spoons Salt: pinch

Find Out
Name some drinks that are prepared at your home. Find out the ingredients used for making your favourite drink and write them below.
Name of your favourite drink _____


Ingredients	Quantity

encourage children to benefits of healthy food over junk food.

**Topic –(Model)
Introduction of**

- Body building food
- Protective food
- Energy giving food

Types of Nutrition Food Model



QUESTION EXERCISE

Frame questions for the following answers.

1.
Ans: My sister is three years old.
2.
Ans: My mother is a doctor.
3.
Ans: My father works in a bank.
4.
Ans: My brother's name is James.
5.
Ans: I like science fiction.
6.
Ans: My father gave me this watch.
7.
Ans: I spend my holidays at my grandmother's place.
8.
Ans: Dickens is my favorite writer.
9.
Ans: Yes, I collect stamps.
10.
Ans: I have two brothers and one sister.

पाठ १५ किसान

गतिविधि –सभी छात्र अपनी पुस्तिका में एक सूची बनायेंगे, जिसमें वे सब गर्मी और सर्दी में उगने वाले सब्जियों के नाम लिखकर चित्र बनायेंगे।



Seasonal Fruits Name







मौसम के अनुसार मिलनेवाले फल

Summer	Rainy	Winter
आम : Mango	जामुन : Jamun	संतरा : Orange
पापीता : Papaya	आड़ू : Peach	अंगूर : Grapes
तरबूज : Watermelon	अनार : Pomegranate	स्ट्रॉबेरी : Strawberry

पाठ १६ मूली (पठन हेतु)

गतिविधि – सोचिये और बताइए –

नानाजी ने सभी गाँव वालों को दावत पर बुलाया है। मूली के गरमागरम परांठे

		<p>और ठंडी ठंडी लस्सी बनाने के लिए किन वस्तुओं की आवश्यकता होगी ? (पेज न. 69 सारंगी पुस्तक)</p>			
<p>October- 1-30</p> <p>Theme: Festivals of India</p> <p>Domains covered:</p> <ul style="list-style-type: none"> • Physical Development • Socio-emotional and Ethical Development • Cognitive Development • Language and Literacy 	<p>Comprehension (Unseen passage on festival)</p> <p>Christmas Tree</p> <p>I am so glad we went to pick out a Christmas tree. We went to the tree lot. Dad said that I could pick out the tree. I saw a big green tree. It smelled so good! They cut it down and put it on a wagon. Dad let me help pull the wagon. Picking out a Christmas tree was so fun!</p>  <p>① What is the setting of the story? _____</p> <p>② What did Dad say? _____</p> <p>③ How did the boy help? _____</p> <p>Writing skill- Picture composition</p> 	<p>लेखन – चित्र लेखन (पृष्ठ ९३,९४ सारंगी पुस्तक)</p>  <p>व्याकरण – शब्द निर्माण</p> <p>गतिविधि- बच्चे नीचे दी गई दोनों गतिविधि के द्वारा शब्द निर्माण करना सीखेंगे ।</p> 	<p>Addition and Subtraction</p> <p>Chapter- Decoration for festival (page- 50-70)</p> <p>Activity- Skip the rope (Integrated with sports)</p> <p>Each child will get atleast 2 chances of skipping and counting when the skip passes under their feet. Students will learn addition and subtraction through this activity.</p>	<p>Activity- Let's decorate our home-</p> <p>Description- Children will make bandanwars, festoons and streamers on Diwali. They will make these things in class using decorative and recycled material.</p>  	<ul style="list-style-type: none"> • Picture Composition • Concept and skill test • Classroom discussion • Spell check

- **Aesthetic and Cultural Development**
- **Positive Habits**

Description- Children will observe the picture and write few lines about it in notebook.

Grammar – Topic- Conjunctions



Description- Children will get few cutouts of hands on which few sentences are written. They have to join those hands using rings on which conjunction are written.

Topic – Adverb

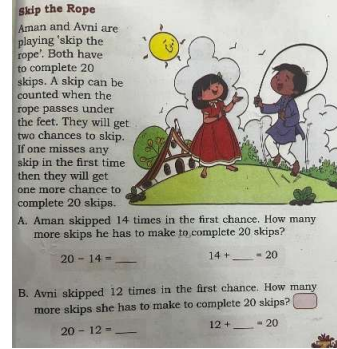


समानार्थक शब्द गतिविधि-



पाठ -नटखट दिवाकर –

गतिविधि- रचनात्मक लेखन - सभी बच्चे दीपावली के दिन उन्होंने कौन सा काम, किस समय किया एवं लक्ष्मी पूजन के समय का पूरा वर्णन अपनी पुस्तिका में लिख कर कक्षा में पढ़ेंगे। बच्चे अपने पसंद के त्यौहार का वर्णन भी कर सकते हैं।



Mental Maths (pages 73- 79)

Unit -Time and Calendar


Chapter – Which season is it ? (pages 100-103)

Activity – How long does it take ?

Description – Children will match the activity with the duration of time it requires to complete .

Activity- An excursion

Description- Plan an excursion to any religious place such as mosque, temple, church or gurudwara on any festival (Eid, Diwali, Christmas etc) . Let children observe and discuss how these places are decorated and prayers are offered on these special occasions.



Activity- Role play



Description- Sorting bag- Children will sort the nouns, verbs and adverbs from the given bag and form sentences by choosing correct words.

Literature

Unit 5 -We are all Indians

Something new (Gandhi jayanti) page no – 103 and 106- 108 of textbook)

How long does it take?
 Choose a card and look at the picture. Decide which word to use: shorter or longer. Write the word in the correct box below.

shorter longer

read a book, sing a song, watch a movie

Chapter – Trip to Vijaywada (Pages 104-109)

Activity- Time Tracker (worksheet)









Description – Children will keep a track of the duration their daily activities for three days and fill it in the given worksheet

Table of 7

MULTIPLICATION TABLE				
1 x 1 = 1	2 x 1 = 2	3 x 1 = 3	4 x 1 = 4	5 x 1 = 5
1 x 2 = 2	2 x 2 = 4	3 x 2 = 6	4 x 2 = 8	5 x 2 = 10
1 x 3 = 3	2 x 3 = 6	3 x 3 = 9	4 x 3 = 12	5 x 3 = 15
1 x 4 = 4	2 x 4 = 8	3 x 4 = 12	4 x 4 = 16	5 x 4 = 20
1 x 5 = 5	2 x 5 = 10	3 x 5 = 15	4 x 5 = 20	5 x 5 = 25
1 x 6 = 6	2 x 6 = 12	3 x 6 = 18	4 x 6 = 24	5 x 6 = 30
1 x 7 = 7	2 x 7 = 14	3 x 7 = 21	4 x 7 = 28	5 x 7 = 35
1 x 8 = 8	2 x 8 = 16	3 x 8 = 24	4 x 8 = 32	5 x 8 = 40
1 x 9 = 9	2 x 9 = 18	3 x 9 = 27	4 x 9 = 36	5 x 9 = 45
1 x 10 = 10	2 x 10 = 20	3 x 10 = 30	4 x 10 = 40	5 x 10 = 50
6 x 1 = 6	7 x 1 = 7	8 x 1 = 8	9 x 1 = 9	10 x 1 = 10
6 x 2 = 12	7 x 2 = 14	8 x 2 = 16	9 x 2 = 18	10 x 2 = 20
6 x 3 = 18	7 x 3 = 21	8 x 3 = 24	9 x 3 = 27	10 x 3 = 30
6 x 4 = 24	7 x 4 = 28	8 x 4 = 32	9 x 4 = 36	10 x 4 = 40
6 x 5 = 30	7 x 5 = 35	8 x 5 = 40	9 x 5 = 45	10 x 5 = 50
6 x 6 = 36	7 x 6 = 42	8 x 6 = 48	9 x 6 = 54	10 x 6 = 60
6 x 7 = 42	7 x 7 = 49	8 x 7 = 56	9 x 7 = 63	10 x 7 = 70
6 x 8 = 48	7 x 8 = 56	8 x 8 = 64	9 x 8 = 72	10 x 8 = 80
6 x 9 = 54	7 x 9 = 63	8 x 9 = 72	9 x 9 = 81	10 x 9 = 90
6 x 10 = 60	7 x 10 = 70	8 x 10 = 80	9 x 10 = 90	10 x 10 = 100

Description- Children will play the role of various freedom fighters and famous leaders of free India to foster a sense of unity, brotherhood and equality.



TIME PERIOD AND TOPIC	ENGLISH	HINDI	MATHEMATICS	GENERAL AWARENESS	ASSESSMENT
<p>November</p> <p><i>Concept:</i> Transport</p> <p>Domains covered:</p> <p>Health and well-being:</p> <p>Effective Communicators:</p> <p>Involved learners:</p> <p>Sensory Integration: Sense of touch, sense of sight</p> <p>Socio-Emotional Skills:</p>	<p>Activity.</p> <p>Safety Rules on road</p>  <p>Through different kinds of flashcards children will learn about road safety.</p>  <p>Paragraph Writing On children's Day</p> 	<p>क्रिया-</p> <p><i>क्रिया--गतिविधि के माध्यम से क्रिया शब्द का ज्ञान</i></p>  <p>बच्चे अपने परिवहन खिलौने लाएंगे और वे क्रिया से संबंधित गतिविधि करेंगे</p> <p>ड और ड़ में अंतर ढ और ढ़ में अंतर</p>	<p>Ch -6 Decoration of festivals (subtraction)</p>  <p>Activity: Transportation sorting</p>  <p>* Addition and Subtraction word problem.</p>	<p>Rescue In Emergency:</p>   <p>Through this matching activity children will get to know that in different emergency what kind of vehicles are available for our help.</p>	<ul style="list-style-type: none"> ◆ Sequential Learning ◆ Free hand drawing (Safety signs) ◆ Speaking skills (Different kind of transportation) ◆ Puzzle solving ◆ Quiz on Transportation and safety rules • Speaking Skills • Reading comprehension • Verbal Expression • Pronunciation

Personal growth and well-being, sequencing skills, Problem-solving, communication, enhance the vocabulary, Building relationship/ collaboration

SDG goal-11.2

Values imparted:

Love and care, trust, kindness, empathy, compassion, perseverance, and importance of Transportation, uses, & their safety rules.

Grammar:

Adjective

Name: _____ Date: _____

Adjectives

Choose an adjective from the box and complete the sentences.

Big	Tall	Yellow	Mean
Happy	Sad	Pretty	Angry
Grumpy	Fast	Slow	Quick
Short	Old	New	Green

- The _____ man walked slowly to the shop.
- A pack of _____ dogs barked at the boy.
- Tim had three _____ sisters.
- Her new clothes were very _____.
- Mary had a shiny _____ car.

Chapter-My Bicycle



Children will read this chapter & the teacher will encourage them to ride bicycles every day with the help of their parents and using all the safety guards.

Unit-3-Going Places

Unit 3
Going places

Chapter 1
Come Back Soon

Let us recite

Take a bus
Or take a train,
Take a boat
Or take a plane,
Take a taxi,

अनुच्छेद-लेखन

सुप्रसिद्ध शेरों
निचे एक शब्दों के अंशों पर 'अच्छेद' लिखें जो कथा लिखने पर सुप्रसिद्ध हों।

शेरों की सुप्रसिद्धी — सुप्रसिद्ध शेरों — सुप्रसिद्ध शेरों — सुप्रसिद्ध शेरों — सुप्रसिद्ध शेरों — सुप्रसिद्ध शेरों — सुप्रसिद्ध शेरों — सुप्रसिद्ध शेरों — सुप्रसिद्ध शेरों — सुप्रसिद्ध शेरों

शेरों की सुप्रसिद्धी — सुप्रसिद्ध शेरों — सुप्रसिद्ध शेरों — सुप्रसिद्ध शेरों — सुप्रसिद्ध शेरों — सुप्रसिद्ध शेरों — सुप्रसिद्ध शेरों — सुप्रसिद्ध शेरों — सुप्रसिद्ध शेरों

कविता

हाथी साइकिल चला रहा था ।



अध्याय- डरो मत

मिलकरी पहिएर

Class 2
NCERT

डरो मत! सारंगी

मैंने जो चक्र का पेड़ बहुत पसंद था। चक्र के पेड़ पर सड़क-उर्ध्व और भी पसंद था चक्र का यह पेड़ उनके मित्र के घर लगा था।

मैंने आठ साल की उम्र से ही अपने मित्र के घर खेलेने जाया करते थे। हर दिन की तरह वे

Let's try another strategy:
There are 13 cars on display. 7 of them are black. The rest of them are red. **How many of the cars are red?**

$$7 + \underline{\quad} = 13$$

start at 7 and count up to 13

Bus adding puzzle: Brain Gym

Addition to 20 School Bus Ride

10	10	10	10	10	10	10	10
11	11	11	11	11	11	11	11
12	12	12	12	12	12	12	12
13	13	13	13	13	13	13	13
14	14	14	14	14	14	14	14
15	15	15	15	15	15	15	15
16	16	16	16	16	16	16	16
17	17	17	17	17	17	17	17
18	18	18	18	18	18	18	18
19	19	19	19	19	19	19	19
20	20	20	20	20	20	20	20

the saving. Etc

Ch-10

Money

Pages 67-72 of MM

Money

Annu is shopping in market. She has denominations of Rs 20, Rs 10 and coins of Rs 5 and Rs 2. How many of each of these notes or coins she must give to the shopkeeper to buy each of these?

Rs 150: _____

Rs 50: _____

Rs 25: _____

Cooking Without Fire Activity:

My Healthy Train



Edible Stoplight:



- Fluency
- Worksheets

Developmental milestone:
Cognitive and Intellectual Development, Literacy, Motor Development
Gross/ Fine/ Sensory.

Activity: Best out of waste transport model



Chapter-2

Between House and School

Children will make different kinds of transport to go from one place to another with origami & waste materials.

Chapter-3

This is my Town.

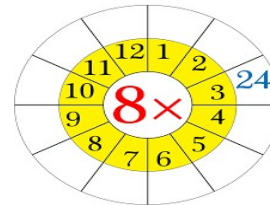











***Table of 8**

Activity: Spin the wheel & find answer

Through this cognitive activity children will use their thinking skills to find the answer.

Pages-32,35,42,43 of Mental Math.



TIME PERIOD AND TOPIC	ENGLISH	HINDI	MATHEMATICS	GENERAL AWARENESS	ASSESSMENT
<p>December</p> <p><i>Concept: Plants and Animals</i></p> <p>Domains covered:</p> <p><i>Physical Development</i></p> <p><i>Socio-emotional and Ethical Development</i></p> <p><i>Cognitive Development</i></p> <p><i>Language and Literacy</i></p> <p><i>Aesthetic and Cultural Development</i></p> <p><i>Positive Habits</i></p> <p>SDG GOAL-15</p> <p>Life on Land</p> 	<p>Activity: <u>I can eat a whole plant</u></p>  <p>This activity shows that vegetables we eat come from different parts of a plant. Children will be able to identify different parts of a plant.</p> <p>Paragraph Writing: Christmas Day</p> <p>Preposition</p> <p>Unit-2 Chapter-1 It is fun (Picture Reading Pages 22-23 of Textbook)</p>	<p>गतिविधि:-</p>   <p>अनुच्छेद लेखन</p> 	<p>Table of 9 Table of 9 on Fingers</p>   <p>Children will learn the Table of 9 with the finger tricks.</p> <p>Data Handling Pages 93 to 99 of Mental Math</p>	<p>Healthy Eating: Head to toe, Fuel your Body</p>  <p>Through this activity children will get to know about food items for each body parts.</p> <p>Activity: <u>Let's Speak</u></p>  <p>Children will speak few lines on uses of plants</p>	<ul style="list-style-type: none"> ◆ Sequential Learning (Life cycle of a plant) ◆ Free hand drawing (Things we get from plants) ◆ Speaking skills (Importance of Tree) ◆ Puzzle solving ◆ Quiz on Plant • Speaking Skills • Reading comprehension • Drawing on

SDG GOAL-18

Zero Animal Expolitation



Values imparted:

Love and care, trust, kindness, empathy, compassion, perseverance, and importance of Trees, plants & animals & their uses.

Competencies achieved:

- Meaningful use of language
- Listening with comprehension
- Fine and



Children will recite the poem with action.

Activity: Things we get from plants.



Fun And Engaging Plant Life Cycle Activity:



अपठित गद्यांश




पाठ - 18 शेर और चूहे की दोस्ती



रोल प्ले गतिविधि : कहानी

कथन - जंगल की मस्ती : शेरु सिंह का जन्मदिन




Dodging tables



Activity: "Bring the zoo to you!"

Animal Race will be set up for the children. They will pretend to be one of the animals (galloping like a horse, hopping like a frog) and finish the race. Children will learn ordinal numbers through this game.

Activity: The Jungle Show – Students will thumb print or hand print the different animals with watercolors to create a jungle scene.



- Verbal Expression
- Pronunciation
- Fluency
- Worksheets

gross motor skills

- Creative thinking
- Expression of thoughts through art & craft
- Vocabulary development
- Print awareness

Sensory Integration:

Actively discuss about plants and animals through sight, speaking and writing.

Socio-Emotional Skills: Learning to regulate emotions in different seasons.

Physical Development: Playing and working

**Chapter 3
The Crow**

Listening: Story Narration of 'The crow through puppets.




Activity: "Homes of Animals" - Students will colour the cutouts of animals and paste them in their respective homes.



पाठ तालाब



रचनात्मक गतिविधि : विभिन्न पक्षी एवं जानवरों के घरों के बारे में पता कीजिए तथा घर में उपलब्ध वस्तुओं द्वारा किसी एक जानवर या पक्षी का घर बनाएँ।



cooperatively.

Fine motor skills: hands on activities

Value: trees are important to us.

Life Skill: nurturing a plant

Chapter – 4 The Smart Monkey

Unit 4
Welcome to My World
Chapter 4 The Smart Monkey

One day Anju and Farida went to the market. Anju bought a bag and Farida bought a water bottle. Later, they went to a shop and bought a packet of groundnuts and a bottle of juice.

एक दिन अंजु और फरिदा बाजार गयीं। अंजु ने एक बैग खरीदा और फरिदा ने एक पानी की बोतल खरीदी। बाद में वे एक दुकान गए और चूल्की का एक पैकेट और रस का एक बोतल खरीदीं।



They felt tired. They sat on a bench under a tree to rest. There was a monkey on the branch of the tree above them.





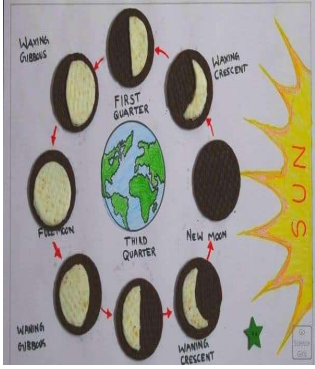

उन्हें थकान महसूस हुई। वे आराम करने के लिए एक पेड़ के नीचे एक बेंच पर बैठ गयीं। उनके ऊपर पेड़ की शाखा पर एक बंदर था।



सोमारू और कमली जंगल घूमने गए। लौटते समय उन्हें ज़ोर की भूख लगी।
उन्हें एक गाय दिखाई। कमली ने गाय से कहा, "ज़रा-सा दूध दे दो तो भूख भिटेगी।" गाय बोली, "मेरे खाने को घास ही नहीं है। मुझे हरी-हरी घास।"

Class 2

Hindi Sarangi

TIME PERIOD AND TOPIC	ENGLISH	HINDI	MATHEMATICS	GENERAL AWARENESS	ASSESSMENT																																			
<p>January</p> <p><i>Concept: Our Wonderful World</i></p> <p>Domains covered:</p> <p>Health and well-being:</p> <p>Effective Communicators:</p> <p>Involved learners:</p> <p>Sensory Integration: Sense of touch, sense of sight</p> <p>Socio Emotional Skills:</p> <p>Personal growth and well-being, sequencing skills,</p>	<p>Activity: I know the 3 R's Rule</p>  <p>Through this hands-on activity, children will learn about reduce, reuse & recycle rules to keep our wonderful mother earth healthy & clean.</p> <p>Paragraph Writing</p> <p>The Sun and the Moon</p> <p>One day the sun said to the moon, "I shine in the sky so the people on Earth can see."</p> <p>"I give energy to all the plants and animals."</p> <p>It takes Earth a whole year to go around me."</p> <p>The moon said, "I am sometimes in the sky in the day time and I am sometimes in the sky at night."</p> <p>"I have lots of mountains and I also have big craters."</p> <p>I make the tides in the sea."</p> <p>It takes me one month to go around Earth."</p> <p>Questions:</p> <ol style="list-style-type: none"> The sun gives energy to animals and _____. What gives around the sun in one year? _____. What is in the sky in the day or the night? _____. The moon has craters and _____. What makes the tides in the sea? _____. How long does the moon take to go around Earth? _____. 	<p>अनेक शब्दों के लिए एक शब्द</p>  <p>नीचे लिखे वाक्यों को पढ़ कर उनके लिए उन के लिए एक सही शब्द ढूँढें !</p> <p>सुनार जंगली चित्रकार बढ़ई किसान सैनिक धोबी</p> <p>जो चित्र बनाता हो : जो खेती करता हो : जो सेना में काम करता हो : जो कपड़े धोता हो : जो गहने बनाता हो : जो जंगल में रहता हो : जो लकड़ी का काम करता हो :</p> <p>वर्ग पहेली</p> <p>किसका क्या उपकरण... अपना दिन भुप हो... किसका का सामान...</p> <p>वर्ग पहेली</p> <p>आ की यात्रा वाले १० अक्षरों के सार्यक शब्द ढूँढीं</p> <table border="1"> <tr><td>का</td><td>ग</td><td>ज</td><td>हा</td><td>ज</td></tr> <tr><td>ज</td><td>म</td><td>शा</td><td>ल</td><td>म</td></tr> <tr><td>ल</td><td>ला</td><td>ल</td><td>च</td><td>ना</td></tr> <tr><td>इ</td><td>ह</td><td>ट</td><td>म</td><td>र</td></tr> <tr><td>का</td><td>म</td><td>का</td><td>चा</td><td>द</td></tr> <tr><td>क</td><td>ट</td><td>सा</td><td>व</td><td>न</td></tr> <tr><td>ल</td><td>पा</td><td>य</td><td>ल</td><td>क</td></tr> </table>	का	ग	ज	हा	ज	ज	म	शा	ल	म	ल	ला	ल	च	ना	इ	ह	ट	म	र	का	म	का	चा	द	क	ट	सा	व	न	ल	पा	य	ल	क	<p>Chapter-8</p> <p>Grouping and shaping</p>  <p>Activity: Shapes In Nature</p>  <p>Children will make different objects with the help of shapes .</p> <p>Multiplication</p> <p>(Pages 45-55 of Mental Math)</p>	<p>Cooking without fire</p> <p>Activity: Explore phases of Moon with Oreos</p>  <p>Children will learn different phases of the moon with this hand on activity. They will be excited to make & after that eat the biscuits.</p> <p>Activity: My Own Planet</p>  <p>My Planet My Planet's name is _____</p> <p>Number of moons _____ Size from the sun _____ Number of rings _____</p> <p>Life on Planet _____ Made up of _____</p> <p>Color from _____</p>	<ul style="list-style-type: none"> ◆ Sequential Learning (Phases of Moon) ◆ Free hand drawing (Things we see in our planet) ◆ Speaking skills (Importance Natural resources) ◆ Puzzle solving ◆ Quiz on our wonderful world • Speaking Skills • Reading
का	ग	ज	हा	ज																																				
ज	म	शा	ल	म																																				
ल	ला	ल	च	ना																																				
इ	ह	ट	म	र																																				
का	म	का	चा	द																																				
क	ट	सा	व	न																																				
ल	पा	य	ल	क																																				

Problem solving, communication, enhance the vocabulary, Building relationship/ collaboration .



SDG GOAL-13

Developmental milestone:

Cognitive and Intellectual Development, Literacy, Motor Development Gross/ Fine/ Sensory.

Values imparted:

Love and care, trust, kindness, empathy, compassion, and perseverance, and


Mixed Bag (Noun, Pronoun, Verbs)



Unit-Life Around us



Activity-Types of clouds



Children will learn about different kinds of clouds &

विशेषण




पाठ 26

कविता बादल

सभी बच्चे कविता का सस्वर वाचन करेंगे



गिरे ताल में चंदा मामा कक्षा 2 पाठ 24



Children will learn multiplication with the help of clay.

Children will use their imagination & think about their own

comprehension


- Drawing on Story
- Verbal Expression
- Pronunciation
- Fluency
- Worksheets

importance of our wonderful world.

how they look.

Unit-5

Little drops of water



Cycle In A Bag



Learning about the weather is fascinating to children. This simple water cycle in a bag project is a great way for children to visualize the whole process.