






INTERDISCIPLINARY CONCEPT MAPPING HPC (2024-25)

CLASS - I

TIME PERIOD AND TOPIC	ENGLISH	HINDI	MATHEMATICS	GENERAL AWARENESS	ASSESSMENT
<p>April</p> <p>Theme: MY BODY, SELF-AWARENESS</p> <p>Domains covered:</p> <ul style="list-style-type: none"> Physical Development Socio-emotional and Ethical Development Cognitive Development Language and Literacy Development Aesthetic and Cultural Development Positive Learning Habits 	<ul style="list-style-type: none"> Alphabets (Vowels, Consonants) Unit 1: My Family and Me <ul style="list-style-type: none"> Poem - Two Little Hands Alphabetical Order  <p>Name Game: Finding words that start with the same letter.</p>  <p>Talking in pairs (Body</p>	<ul style="list-style-type: none"> स्वर और व्यंजन तीन चार अक्षर शब्द आ की मात्रा <p>मैं और मेरी पसंदीदा चीज़ें - छात्र अपनी पसंदीदा चीज़ों छात्र अपनी पसंदीदा चीज़ों जैसे खाना, क्रियाएँ, रंग के चित्र बनाएँ।</p> <p>अपनी खुशी का अनुभव - छात्र कक्षा में बताएँ कि उन्हें कब उन्हें अत्यधिक खुशी का अनुभव हुआ था।</p> <p>छात्र हिंदी अक्षरों का उल्लेख करते हुए के चित्र चिपकाएँगे। वे दिए गए अक्षरों को सही ढंग में लगाकर शरीर के अंगों के नाम लिखेंगे।</p>	<ul style="list-style-type: none"> Counting 1 - 100 Backward Counting 50 – 1 Number Names 1 - 10 Chapter 3, 4 of Joyful Mathematics Greater than, less than, equal to Before, between and after <p>Activity: Count & Move! - Students will jump, clap, and use different body parts to explore movement. They'll count their fingers and toes, then draw and label their hands and feet with numbers for each digit.</p> 	<p>Activity: "All About Me Collage"</p> <p>Students create a collage representing their interests, hobbies, favorite things, and dreams. They cut out pictures from magazines or draw directly on the paper.</p>  <p>Snapshot on myself</p>	 <p>Ensure inclusive and equitable quality education and promote lifelong learning opportunities for all.</p> <ul style="list-style-type: none"> Speaking Skills Listening Skills Reading Skills Writing Skills Sorting & Counting Observation & Interpretation Word Formation Dramatization Verbal Expression Problem Solving Pronunciation Participation Show & Tell Worksheets

parts)

W. Talk in pairs
Ask your partner questions such as the ones below.


Wika: What is this?
Mika: This is my nose.
Wika: What are these?
Mika: These are my shoulders.
Wika: What is this?
Mika: This is my mouth.
Wika: What are these?
Mika: These are my ears.
Wika: What is this?
Mika: This is my mouth.
Wika: What are these?
Mika: These are my hands.
Wika: What are these?
Mika: These are my legs.



Activity:

Vowel's hand

Students will trace their hand, write vowels on each finger and decorate it.



Students will be provided with flashcards of labelled body parts, each indicating an underlined vowel.






आम की कहानी



1	2	3	4	5	6	7	8	9	10
11	12	13	14	15	16	17	18	19	20
21	22	23	24	25	26	27	28	29	30
31	32	33	34	35	36	37	38	39	40
41	42	43	44	45	46	47	48	49	50
51	52	53	54	55	56	57	58	59	60
61	62	63	64	65	66	67	68	69	70
71	72	73	74	75	76	77	78	79	80
81	82	83	84	85	86	87	88	89	90
91	92	93	94	95	96	97	98	99	100

Activity: Count 'n' Connect: Body Math Adventure - Students will recite a poem 'Two Little Hands' and identify the body parts by counting them and describing their features. Later, write the name of numerals with body parts.














Alphabetical Order:
Arranging the alphabets
in order.



Greater than, less than,
equal to



TIME PERIOD AND TOPIC	ENGLISH	HINDI	MATHEMATICS	GENERAL AWARENESS	ASSESSMENT
<p>May</p> <p>Theme: HEALTH AND HYGEINE</p> <p>Domains covered:</p> <ul style="list-style-type: none"> • Physical Development • Socio-emotional and Ethical Development • Cognitive Development • Language and Literacy Development • Aesthetic and Cultural Development • Positive Learning Habits 	<ul style="list-style-type: none"> • Consonants Blends (ch and st) <p>Story of two friends ch and sh</p>   <p>Washing hand activity Page number 9 of Mridang Textbook Teacher will create awareness about the importance of having a healthy body by showing them things used to keep body clean.</p>	<ul style="list-style-type: none"> • इ ि की मात्रा • ई ि की मात्रा 	<ul style="list-style-type: none"> • Number Names (21 - 50) • Tens and Ones (1 - 50) • Greater than, less than, equal to • Before, between and after <p>Activity: I have/who has</p>  <p>Greater than, less than, equal to</p>  <p>Before, between and after</p>	<p>Activity Self Care Grooming Kit Students will describe the importance of grooming kit through a rhyming drill and will demonstrate the items of grooming kit.</p>    <p>Hand Wash</p>	 <p>Ensure inclusive and equitable quality education and promote lifelong learning opportunities for all.</p> <ul style="list-style-type: none"> • Speaking Skills • Listening Skills • Reading Skills • Writing Skills • Sorting & Counting • Observation & Interpretation • Word Formation • Dramatization • Verbal Expression • Problem Solving • Pronunciation • Participation • Show & Tell • Worksheets













Activity – Students will learn about the 7 steps of hand washing to maintain personal hygiene.



Interactive session about oral hygiene by a Dentist parent.



Yoga Aasan for healthy body.

TIME PERIOD AND TOPIC	ENGLISH	HINDI	MATHEMATICS	GENERAL AWARENESS	ASSESSMENT
<p>July</p> <p>Theme: MY FAMILY AND FRIENDS</p> <p>Domains covered:</p> <ul style="list-style-type: none"> Physical Development Socio-emotional and Ethical Development Cognitive Development Language and Literacy Development Aesthetic and Cultural Development Positive Learning Habits 	<p>My family Poem recitation and story on The Sparrow Family.</p>  <p>Grammar- A/An</p> <p>Revision of consonant blends</p> <p>One and Many Activity : One and Many</p>  <p>Punctuation</p>	<p>• इकाई - 1 परिवार</p> <ul style="list-style-type: none"> मीना का परिवार दादा दादी <p>Activity: चित्र में दिए गए परिवार के सदस्यों को पहचाने और वे घर में किस तरह मदद करते हैं</p>  <p>Activity: बच्चों द्वारा कक्षा में कविता वाचन किया जाएगा</p> 	<p>How many? Single Digit Addition Activity –Count your family members and make a family chart.</p>  <p>Activity: Age chart of My Family.</p>  <p>Ascending order</p>	<p>My family Introduction of types of families-</p>  <ul style="list-style-type: none"> Nuclear family Joint Family  <p>Activity- Make a stick puppet using popsicle sticks.</p>  <p>Card Making I love my family</p>	 <p>Ensure inclusive and equitable quality education and promote lifelong learning opportunities for all.</p> <ul style="list-style-type: none"> Speaking Skills Listening Skills Reading Skills Writing Skills Sorting & Counting Observation & Interpretation Word Formation Dramatization Verbal Expression Problem Solving Pronunciation Participation Show & Tell Worksheets

! Intro to ?
Punctuation
" , . ;





Sentence on My Family
using punctuation.
(capital letter, full stop
and question mark)

Number names 51-60



Importance of friends
in our life: Students
will learn about the
importance of friends
in life through a story
of a girl and will learn
what the good
qualities



TIME PERIOD AND TOPIC	ENGLISH	HINDI	MATHEMATICS	GENERAL AWARENESS	ASSESSMENT
<p>August <i>Concept: FOOD</i></p> <p><i>Domains covered:</i></p> <ul style="list-style-type: none"> Physical Development Socio-emotional and Ethical Development Cognitive Development Language and Literacy Development Aesthetic and Cultural Development Positive Learning Habits 	<p>Unit-3: Food</p> <ul style="list-style-type: none"> Chapter - 1 'Fun with Pictures' 'A Visit to a Market' Chapter - 2 'The Food We Eat' <p>Activity: Students will be given enough time to observe the picture and will be encouraged to speak about it.</p>   <p>They will be catered to identify Fruits and Vegetables Name and write them in their</p>	<ul style="list-style-type: none"> उ की मात्रा ऊ की मात्रा <p>गतिविधि: 'बंदर बाले उ - ऊ' - छात्र एक बंदर का चित्र बनाएंगे और उसकी पूँछ को छोटी उ की मात्रा के रूप में सजाएंगे बंदर के शरीर पर छोटी उ और ऊ की मात्रा वाले शब्द लिखेंगे। इस रचनात्मक गतिविधि के माध्यम से वे छोटी उ और ऊ की मात्रा को आसानी से पहचान कर सकेंगे।</p>  <ul style="list-style-type: none"> अपठित गद्यांश 	<ul style="list-style-type: none"> Number Names (71-100) Tens and Ones (50-99) <p>Activity: 'Counting with Bead Bracelets' - Students will create bead bracelets to represent numbers from 50 to 99. They will string beads in groups of ten to form the tens and add individual beads for the ones. For example, to represent the number 67, students will string six groups of ten beads (60) and then add seven individual beads (7)</p>  <ul style="list-style-type: none"> Chapter - 6 'Vegetable Farm' (Single-digit 	<p>'A Visit to a Market'</p> <p>Activity: Students will be facilitated to take up roles of people they see in the market and show it up and conduct a role play. They will be identifying various fruits, vegetables, flowers available around them in the local language and English.</p>  <p>'The Food We Eat'</p> <p>Activity: 'Sharing Smiles with Food' - The teacher will organize a Picnic Day where students bring and share a variety of food items. They will name the food items and learn</p>	 <p>Ensure inclusive and equitable quality education and promote lifelong learning opportunities for all.</p> <ul style="list-style-type: none"> Speaking Skills Listening Skills Reading Skills Writing Skills Sorting & Counting Observation & Interpretation Word Formation Dramatization Verbal Expression Problem Solving Pronunciation Participation Show & Tell Worksheets

notebook.

Activity: 'Taste Test' - Students will be introduced to different fruits or vegetables. Later, students will taste and describe each item using their senses (taste, smell, touch).



• **Grammar: Naming Words**

Activity: 'Food Letter Safari' - Students will hunt for food items that start with each letter of the alphabet. They will explore naming words (nouns) related to different foods by identifying items.

Worksheet:

• फलों और सब्जियों के नाम

गतिविधि: 'जादुई क्ले' - छात्र मिट्टी की कला (क्ले आर्ट) से अलग-अलग फल और सब्जी के रूप बनाएंगे और उनकी प्रदर्शनी लगाएंगे।



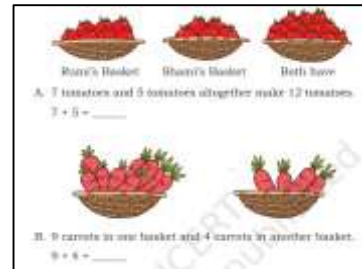
कार्यपत्रिका:



Addition and Subtraction)



Activity: 'Farm Fresh Math' - Students will act as farmers harvesting vegetables. They will collect and count vegetables from a pretend farm, using single-digit addition to find the total harvest and subtraction to share with friends.



• **Chapter - 7 'Lina's Family' (Measurement)**

Activity: 'Measure It with Munchies' - Students will use their

concept of 'sharing'. Through sharing, students will express thanks and learn about the effort behind their meals, in a memorable, educational setting.



Activity: 'No Waste Lunch Challenge' - Students will take part in a lunchtime challenge to eat all their food without wasting any. Afterward, they will discuss the importance of not wasting food and how it shows respect for the hard work farmers put into growing.

Naming words - Nouns

See the pictures and write down the missing words in the correct box.

Name of animals	Name of things	Name of persons	Name of places

• **Grammar:**
Punctuation

Activity: ‘Hungry for Punctuation’ -

Students will draw or paste pictures of their favorite foods and write short sentences about them using correct punctuation (capital letters, full stops).

Worksheet:

Name: _____

Punctuation

I can jump

It is a cat

Can I come too

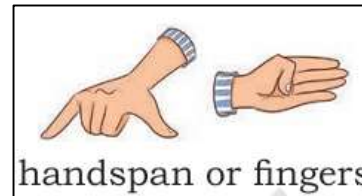
Ben has a car

When is lunch

How are you

.....???







hand spans or fingers to measure the length or size of different food items such as fruits, vegetables, and other edible items. For example, they may use their hand spans to measure the length of a carrot, shorter or longer, heavier or lighter.



‘Food Riddles’ - Students will receive a series of riddles, each providing clues about a specific type of food. They need to use these clues to identify the correct food item.

Riddles

- I am a fruit. My name is my colour.
Who am I?
Answer: _____
- I am hard and brown on the outside. Soft and white inside.
Who am I?
Answer: _____
- I am a vegetable. I am pink in colour. I may also be white in colour. If you cut me, I make you cry.
Who am I?
Answer: _____
- I am a fruit. I come in green or purple. I come in a bunch.
Who am I?
Answer: _____

TIME PERIOD AND TOPIC	ENGLISH	HINDI	MATHEMATICS	GENERAL AWARENESS	ASSESSMENT
<p>September</p> <p><i>Concept:</i> SEASONS</p> <p><i>Domains covered:</i></p> <ul style="list-style-type: none"> • Physical Development • Socio-Emotional and Ethical Development • Cognitive Development • Language and Literacy Development • Aesthetic and Cultural Development • Positive Learning Habits 	<p>Unit-4: Seasons</p> <p>Activity: 'Picture Reading' - Students will explore different seasons through engaging pictures. They will observe and discuss pictures representing summer, monsoon, and winter. For each season, students will describe what they see and talk about the weather, activities, and changes in nature associated with that time of year.</p>  <p>• Chapter - 1 'The Four Seasons'</p> <p>Activity: 'The Season Show' - Students will dress up and bring an item that symbolizes their favorite season.</p>	<ul style="list-style-type: none"> • ए की मात्रा • ऐ की मात्रा <p>गतिविधि: 'बंदर बाले उ - ऊ' - छात्र वसंत के फूल बनाएंगे और हर फूल की पंखुड़ी पर वे ए और ऐ की मात्रा से जुड़े शब्द लिखेंगे, जैसे कि "बेल", "बैल" आदि। यह गतिविधि बच्चों को शब्द रचनात्मकता को बढ़ाने के साथ-साथ उनकी वर्तनी और भाषा के गहरे अध्ययन में मदद करती है।</p>  <ul style="list-style-type: none"> • अपठित गद्यांश • पाठ - बरखा और मेघा 	<ul style="list-style-type: none"> • Chapter - 8 'Fun with Numbers' • Chapter - 11 'How do I Spend My Day' (Time) <p>Activity: 'Routine Roundup' - Students will make a chart of their daily routines for each season, showing what they do in the morning, afternoon, and night.</p>  <p>Worksheet: 'Days of the Week'</p> 	<p>Activity: 'Today's Seasonal Snapshot' - Students will create a snapshot where they will write about today's date, day of the week, month, current weather, and season.</p>  <p>Activity: 'What's the Weather' - Students will learn about common weather indicators (sunny, cloudy, rainy, snowy) and their meanings. They will then record the daily weather for a week, noting patterns and changes.</p>	 <p>Ensure inclusive and equitable quality education and promote lifelong learning opportunities for all.</p> <ul style="list-style-type: none"> • Speaking Skills • Listening Skills • Reading Skills • Writing Skills • Sorting & Counting • Observation & Interpretation • Word Formation • Dramatization • Verbal Expression • Problem Solving • Pronunciation • Participation • Show & Tell • Worksheets

They will recite the poem about the seasons and will playact about the activities they do during that season.




• Poem - 'Pitter Patter'

• Grammar: Gender

Activity: 'Snowman and Flower girl' - Students will create a picture book featuring characters and items from each season, clearly identifying their genders for example - Snow king and Snow queen.

Worksheet:

गतिविधि: 'चित्र और बातचीत' - छात्र एक घरे में बैठेंगे और उन्हें दिखाए गए चित्र के बारे में बातचीत करेंगे और कहानी पर चर्चा करेंगे।



• अक्षर गीत

गतिविधि: छात्र "अक्षर गीत" कविता का वाचन करेंगे, जिसमें वे सभी हिंदी अक्षरों को मस्ती और ताल के साथ सीखेंगे। कविता के प्रत्येक पद में एक नया अक्षर शामिल होगा, जिससे बच्चे पूरे गीत के माध्यम से वर्ण माला का अभ्यास करेंगे।

Activity: 'The 12 Months' - Students will read a poem of days in each month.

Song:

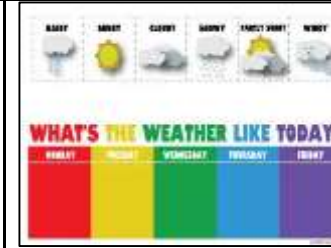
Thirty days of September, April, June and November, All the rest have thirty-one except February, it has twenty-eight we find, unless it's leap year, then it has twenty nine!



Worksheet:



• Double Digit Addition and



Worksheet: 'Guess the Season'





• Grammar: Pronouns

Activity: 'Pronoun Relay Race' - A relay race will be set up where students pick up a seasonal picture (e.g., a picture of summer sun) and run to place it under the correct pronoun category (he, she, it, they).

Worksheet:




Activity: 'Pronoun Relay Race' - In a word association activity students will write down words that come to their minds



Subtraction (without carryover)

Activity: 'Double Digit Roll' - Students will roll two dice to create a two-digit number and then roll two more dice to create another two-digit number. They will add the numbers or subtract the smaller number from the larger one.



when they think of each season—summer, winter, spring, and monsoon.



1-31 October
Theme: Festivals

• **Health and well being:**

5.2
5.17

• **Effective Communicator:**

5.2
5.3 a
5.3 b

• **Involved learners:**


Story telling on festivals. Students will share their own experience about celebrating a festival.



Describing Words

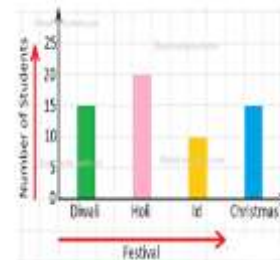
Students will tell adjective for themselves.

ओ,औ की मात्रा त्योहारों पर लगने वाले मेले पर चर्चा।



मेले से जुड़ी आनंदमयी कविता का गायन बच्चों को अपने आसपास लगे मेले का विचार करवाएगा।

Data Handling



A data will be collected on festival celebrated by most of the class.



Making Rangoli



Speaking skills (My favourite festival)




- ◆ Role play
- ◆ Quiz
- ◆ Group discussion
- ◆ Worksheet
- ◆ Speaking Skills

5.25
5.8



Picture Description



Which sweet is liked most by the children.



How much can we spend?

A role play of learners using paper slips as money in different



on festivals.



My Neighbourhood

A virtual visit to places in neighbourhood and discussion on where do we get our food from.



1 – 30 Nov

Theme- Nature and Plants



Value- Embrace mother nature
Life skill- Imagination

Anandi's Rainbow
Explanation of story



विलोम शब्द
हवा
गतिविधि- सभी बच्चे हवा कविता का सस्वर वाचन करेंगे

What is long & what is round

Activity - Chapter will be introduced by playing a game.

What is long?
What is round?

Our wonderful world

Activity-Students will make a beautiful Earth and they will write their promise to save mother Earth.

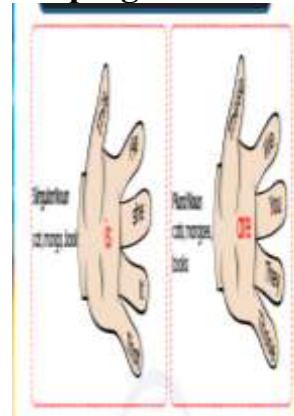
- Quiz
- Recitation
- Quiz
- Pictorial recognition

Critical thinking
Toy Pedagogy- Rainbow with ice cream sticks
Sensitization- Let's think and learn about our mother nature.
Health and Mental well being- 4.7, 4.1, 4.13
Effective communication- ECL 14.2,14.3A,14.7
Involved learners- IL4.1,4.2A IL 4.8

Activity- Students will make a rainbow using popsicle sticks.

Grammar-

Helping Verbs



Grammar- Pronouns
Activity- Pronouns will be introduced with the help of Pronoun flower.



दिए गए खेलों के साथ चित्रों को मिलाइए



गतिविधि- चित्र हरी भरी दुनिया को ध्यान से देखें और कक्षा में बातचीत करें



look around, look around.
 Students will tell the name of two objects one long and one round.

Activity- Topic will be further introduced by showing the important things given by mother nature like sun, moon, different plants, flowers, animals, birds etc.



Story time- A Wise Grandmother.



Table of 3












Observation of objects seen during the day and the night.



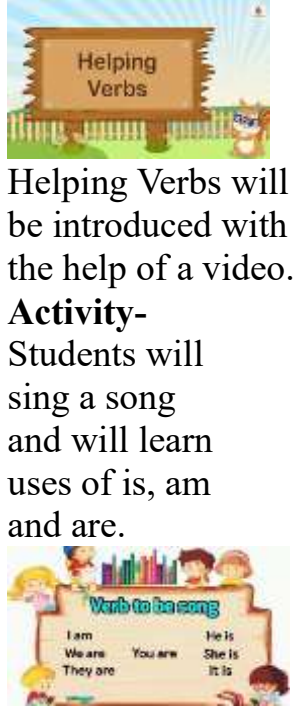
Plants- Our Friends

Activity- Students will learn about plants by singing a rhyme



		<p>सभी बच्चे झूलम झूली कविता का सस्वर वाचन करेंगे</p> 	<p>Repeated addition using leaves</p> 	<p>Activity- Nature Walk</p> <p>Students will reflect parts of a plant through an activity.</p> 	
<p>1-15 December Theme- Animals</p> <p>Value - Animals our friends</p> <p>Life Skills-Let us be caring and compassionate.</p> <p>Toy Pedagogy-Mask making</p> <p>Socio Emotional Skills-Expresses emotion of care towards animals.</p>	<p>Catch me if you can</p>  <p>Activity- Students will cut out the mask with the help of the teacher and wear it.</p> <p>Animals and Birds Explanation of Story</p> <p>Grammar- Helping Verbs</p>	<p>गिनती एक से दस</p> <p>तीन साथी गतिविधि 1-कहानी को सही क्रम में लगायें</p>  <p>गतिविधि 2- चित्र पर बातचीत बच्चे अध्यापिका की मदद से चित्र देखकर उसके बारे में बतायेंगे</p>	<p>Skip Counting by 5 and 10</p>  <p>Making Tens Drawing of Animals</p> 	<p>Making of animals through paper folding.</p>  <p>Making of animals using leaves.</p> 	<ul style="list-style-type: none"> ● Role Play ● Show and tell ● Quiz ● Recitation ● Speaking skill ● Speaking skills

Health and Mental Well Being-
HW4.2,4.11
Effective communicators
ECL 14.2, 14.3A, 14.7
Involved learners
IL 4.1, 4.7, 4.10



Helping Verbs will be introduced with the help of a video. **Activity-** Students will sing a song and will learn uses of is, am and are.

Worksheet- Helping Verb



● वाह मेरे घोड़े

गतिविधि-
सभी बच्चे वाह मेरे घोड़े कविता का सस्वर वाचन करेंगे



A story of dotty the bug.

Dotty Bug and her Design
Have you seen a ladybug?
She has dots on her back.
Have you ever counted the number of dots?
A. Write the number of dots on each bug.



Activity- 0 will be introduced through a story and a game.

Story of Vanishing Buttons

Counting Buttons
Take a number counter like this one and make with tiny buttons. Draw a line on the number card so the counter starts on the number that you want. Move the counter and see how many buttons you can move. How many buttons are left? Write the number on the space provided. How many buttons are left? Write the number on the space provided. How many buttons are left? Write the number on the space provided.



16- 31 December
Transport Value:
Transportation is the Chain of development.
Life skill:
Community living

Unseen passage on Transport

<https://whatistheurl.com> Name : _____

It is our school bus. It is long and yellow in color. I go to school by school bus. I feel happy and safe.



What am I talking about?

What is the color of the bus?

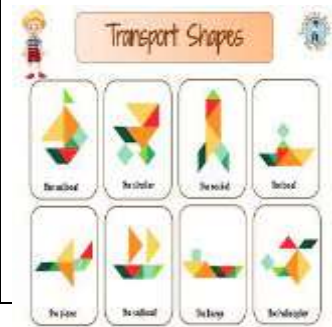
How do I go to school?

मुर्गा बोला कुकड़ कू
खेल के मैदान में बच्चों की रेल गाड़ी बनाते हुए इस खेल गीत को गाया जायेगा



Shapes and Space








Transport Shapes



Traveling Time
Read and know the major 3 means of transport.



- Vocabulary test.
- Quiz.

<p>Sensitisation: Transport adds to economic development.</p> <p>Socio emotional skills: Using public transport and carpooling.</p> <p>Health and wellbeing: 4.18 A</p> <p>Effective communication 14.9</p> <p>Involved learners: 4.13</p>	<p>Prepositions</p>  <p>Preposition worksheet on Transport.</p>		<p>Students will make different means of transport using shapes.</p>	<p>Activity: Making of Paper Boats.</p> 	
<p>16- 31 Jan</p> <p>Our wonderful world</p> <p>Value: Increasing nurturing capacity and unleash creativity.</p> <p>Life skill: Art of living in nature.</p> <p>Sensitisation: We all are disappearing from outdoors and busy with our gadgets. Life is beautiful outside.</p> <p>Socio emotional skills: Love for nature, appreciate all.</p> <p>Health and wellbeing:</p>	<p>‘Wonderful world’ vocab.</p> <p>Children will create flash cards of all the wonderful things in their lives along with their names.</p> 	<p>पाठ 18 - कितनी प्यारी है ये दुनिया</p> <p>विद्यार्थी ‘ कितनी प्यारी दुनिया’ कविता का पूरे हाव भाव से गायन करेंगे</p>  <p>हरी भरी दुनिया के चित्र को देख</p>	<p>Time and Calendar</p>   <p>How do I Spend my Day? (Time)</p>	<p>Our wonderful world</p> <p>Art integrated activity- draw and color Our Planet Earth.</p> 	<ul style="list-style-type: none"> • Picture description • Questionnaire based on aesthetic views

4.12 A,4.12 B
Effective communication
14.7,4.14
Involved learners:
4.2 A,4.6

कर चित्र का
वर्णन

