


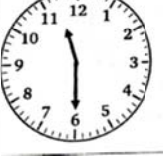
























# ITL PUBLIC SCHOOL

## Daily Plan - Class I



Day and Date	Activity / Concept / Topic												
<p><u>Monday</u> <u>24.2.2025</u></p>	<p style="text-align: center;"><b>MATHEMATICS</b></p> <p><b>Revision of Clock</b></p> <p><b>Q 1. Write the time as shown in each clock in both ways.</b></p> <table border="1" style="width: 100%;"><tbody><tr><td style="text-align: center;"></td><td style="text-align: center;">_____</td></tr><tr><td style="text-align: center;"></td><td style="text-align: center;">_____</td></tr><tr><td style="text-align: center;"></td><td style="text-align: center;">_____</td></tr><tr><td style="text-align: center;"></td><td style="text-align: center;">_____</td></tr></tbody></table> <p><b>Q 2. Draw the hands of the clock.</b></p> <table border="1" style="width: 100%;"><tbody><tr><td style="text-align: center;"> <b>5 o' clock</b></td><td style="text-align: center;"> <b>3 : 30</b></td></tr><tr><td style="text-align: center;"> <b>half past 2</b></td><td style="text-align: center;"> <b>half past 7</b></td></tr></tbody></table>		_____		_____		_____		_____	 <b>5 o' clock</b>	 <b>3 : 30</b>	 <b>half past 2</b>	 <b>half past 7</b>
	_____												
	_____												
	_____												
	_____												
 <b>5 o' clock</b>	 <b>3 : 30</b>												
 <b>half past 2</b>	 <b>half past 7</b>												