

ITL CANDYFLOSS

NURSERY

WINTER ACTIVITY ROSTER

SESSION: 2024-25








**Winter days are cozy and bright,
Learning with fun feels just right!
Crafts, games, and worksheets in store,
A season of joy to explore and adore!**





ITL CANDYFLOSS NURSERY WINTER ACTIVITY ROSTER SESSION 2024-25



MONDAY	TUESDAY	WEDNESDAY	THURSDAY	FRIDAY
<p>30.12.24</p> <p>WARM SPICES SENSORY PLAY</p> <p>Let kids explore the scents of a few spices like cinnamon, cloves, cardamom, ginger powder etc. which are often used in Indian winter recipes. One could also, mix some into play dough for a scented play experience.</p> 	<p>31.12.24</p> <p>NEW YEAR GREETING CARDS</p> <p>As we embark on 2025, let us express gratitude to God for a beautiful 2024 and pray for a prosperous 2025 ahead. Activity: Give an A4 size sheet to your child and ask him/her to fold it into two halves. Then provide them with pencils, colours and other decorative materials such as glitter tubes, colourful cutouts of different shapes (like circles, stars, triangles) to make and decorate the greeting card as per their own creativity. This self-made card can be gifted to the child's favourite person.</p> 	<p>01.01.25</p> <p>BUILD THE THANKFUL TREE</p> <p>It is a new beginning of the year, let us thank the Lord for an amazing 2024 and pray to him for a happy & prosperous new year. For this activity, the kids will trace their hands on different coloured sheets and will paste the cutouts on half-a size chart paper. Then, they will draw a long stem, below the leaves, to make it a full tree. After this, they will write the first letter of what they are thankful for, e.g. Food (F), Picnic (P), Toys (T) etc. on the hand cutouts.</p> 	<p>02.01.25</p> <p>VISIT TO THE NATIONAL ZOOLOGICAL PARK</p> <p>Take your ward to the zoo. Ask him/her to observe and draw pictures of the following concepts, from the surroundings:</p> <ul style="list-style-type: none"> • BIG & SMALL ANIMALS • WILD ANIMALS & AQUATIC ANIMALS • HARD STONE AND SOFT SOIL • DRY LEAVES AND WET LEAVES 	<p>03.01.25</p> <p>'GUR AND CHANA' SNACKS</p> <p>Winters are the best to have healthy snacks. Let's indulge in the taste of jaggery (gur) and roasted chickpeas (chana). Instructions are as follows:</p> <ul style="list-style-type: none"> • Take some grated jaggery. • Roast some chickpeas (chana) • Mix jaggery and roasted chickpeas in small bowls. • Let kids munch this traditional, iron-rich winter snack to stay warm. 

MONDAY

06.01.25

SPOT THE DIFFERENCE- WINTER SCENES

The 'Spot the Difference' Activity is a fun and engaging way for students to develop their observational skills while enjoying the festive spirit of the holidays. In this activity, students will compare two similar winter-themed pictures and identify the differences between them.



TUESDAY

07.01.25

MAGIC WATER

Help your ward to try an amazing experiment, asking her/him to observe the changes during the process. Take three containers, each filled with ice cubes. In two of the containers, add different materials such as sand and salt. Leave one container with ice only. As the time passes, the kids will observe how the substance affects the melting of the ice.



WEDNESDAY

08.01.25

A TO Z HUNT

Give a big box to your child and make him/her do a scavenger hunt indoors or outdoors. He/she may explore the objects in their home balcony or a nearby park. Set a time limit for him/her to make it challenging and ask them to collect items that they can find starting with different letters.



THURSDAY

09.01.25

HOT CHOCOLATE CONE

Enjoy making a hot chocolate cone for yourself. Show your family members your creativity by making these delicious and easy-to-make hot chocolate cones with the help of your parents. The link for it, is given below:

<https://youtu.be/eAq7D9kZGww>



FRIDAY

10.01.25

MINI BONFIRE (LOHRI/MAKAR SANKRANTI CELEBRATION)

Set up a 'Mini Bonfire' outside in an open area. You may carry some warm stoles/ mini blankets, few peanuts and discuss the story of Lohri & Makar Sankranti with your child, also ask him/her to count the peanuts she/he had. Let the small kids know how people gather around bonfires to celebrate the festival, munching peanuts & snacks while singing the traditional song.



GENERAL INFORMATION

Dear Parent,

‘Communication is the key to live a healthy and mindful life’. So, let us encourage the little ones to:

*Spread some love and happiness all around.

*Have a family Time wherein all the members sit together and play different indoor games/crack jokes/solve riddles/play tongue twisters etc.

‘No act of kindness, no matter how small, is ever wasted.’

*Let’s spread kindness doing simple acts like complimenting a friend or, helping some needy people by offering snacks, winter clothes etc.

*‘Taking on challenges, make you strong.’

*Let’s learn the names of your father and mother to know them better.




*Read a story of Panchatantra - 'Monkeys and the Cap Seller' with the moral to enact the same with your friends at school.

STAY HAPPY#STAY WARM#HAPPY VACATIONS#JOY OF GIVING#SHARING IS CARING



WINTER WORKSHEET

Tick the right weather!

<u>Dates</u>	<u>SUNNY</u> 	<u>RAINY</u> 	<u>FOGGY</u> 
30.12.24			
31.12.24			
01.01.25			
02.01.25			
03.01.25			
04.01.25			
05.01.25			
06.01.25			
07.01.25			
08.01.25			
09.01.25			
10.01.25			
11.01.25			
12.01.25			



ITL CANDYFLOSS

SUBJECT: (LITERACY)

NAME:

NUR-

DATE –

WINTER BEGINNING SOUNDS

Directions: Circle the correct beginning sound for each picture.



L I M



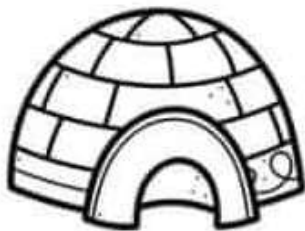
P B R



F O S



V B C



T I N



H B T



ITL CANDYFLOSS

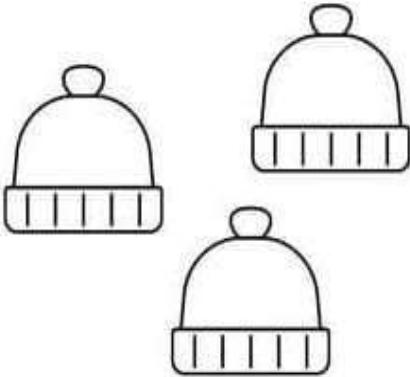
SUBJECT : (NUMERACY)

NAME:

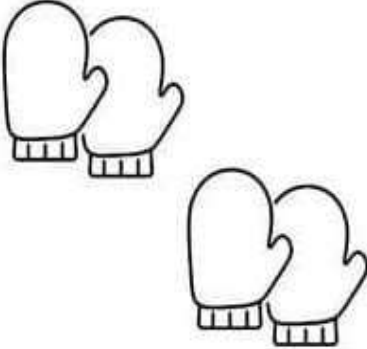
NUR-

DATE -

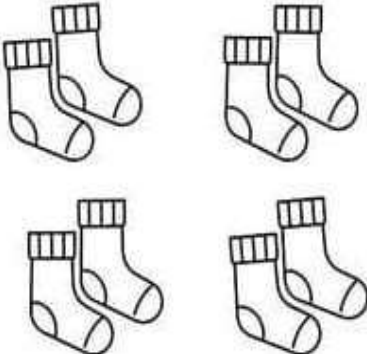
Count and colour the correct number.




3 1 2



3 2 5



4 1 3



1 2 3



ITL CANDYFLOSS


WORKSHEET : (AESTHETIC)

NAME:

NUR-

DATE -

Trace and colour the winter objects below





ITL CANDYFLOSS

WORKSHEET : (Numeracy)



NAME:

NUR-

DATE -

Colour the winter clothing items according to the code

Code	
1	– Pink
2	– Blue
3	– Purple
4	– Brown






ITL CANDYFLOSS

SUBJECT: (NUMERACY)

NAME:

NUR-

DATE -





ITL CANDYFLOSS

WORKSHEET: (COGNITIVE)

NAME:

NUR-

DATE – 06.01.25

Spot The Difference- Winter Scene





ITL CANDYFLOSS WORKSHEET: (LITERACY)

NAME:

NUR-

DATE -

Circle all the pictures related to Winter

