

St. Mary's School, Dwarka
Practice Worksheet (December)
Class: I
Subject: English

Topic: L-7, The Red Raincoat

Name: _____ **Sec:** _____ **Date:** _____ **Roll No:** _____

1. Read the passage and answer the questions that follow.

Meera had a bright red ball. She loved playing with it every day. One sunny morning, she took a ball to the park. She threw it high into the air, the ball bounced and rolled into the bushes. Meera looked everywhere but couldn't find it. Just then, a puppy came out of the bushes, holding the ball in its mouth. Meera thanked the puppy with a big smile. She patted the puppy, and they played together with the red ball. Meera was so happy to make a new friend.

a) Where did Meera take her ball?

b) What happened to the ball when Meera was playing?

c) Who came with the ball from the bushes?

d) Make a sentence of your own using the given word.

played- _____

e) Find the rhyming word of the given words from the passage.

bed- _____ dark- _____

2. Answer the following questions.

a) How was the sky on Tuesday?

b) Did it rain on Friday?

c) What did Manu forget while going out in the rain?

3. Fill in the blanks with a/an and complete the sentences.

- a) My friend has _____ new bike.
- b) I saw _____ old carpet.
- c) There is _____ cat in the yard.
- d) The teacher read _____ story to the children.
- e) The spider ate _____ ant.

4. Fill in the blanks with the correct word from the brackets.

- a) My dog _____ short ears. (have/has)
- b) We _____ a meeting today. (has/have)
- c) Raman _____ many toys. (has/have)
- d) They _____ to study for the exam. (has/have)
- e) Some monkeys _____ very long tails. (have/has)

5. Look at the picture and write few lines about it using the given words.



Santa Claus Saint Nicholas gifts reindeer cookies

St. Mary's School, Dwarka
Practice Worksheet (December)
Class: I
Subject: Mathematics

Topic: Ch-14, Addition and Subtraction Within 100

Name: _____ **Sec:** _____ **Date:** _____ **Roll No:** _____

1. Add the following.

a) $28 + 2 =$ _____

b) $65 + 5 =$ _____

c) $84 + 3 =$ _____

d) $42 + 7 =$ _____

2. Subtract the following.

a) $65 - 4 =$ _____

b) $58 - 6 =$ _____

c) $99 - 7 =$ _____

d) $46 - 2 =$ _____

3. Add the following.

Tens	Ones
5	4
+	5

Tens	Ones
3	8
+	1

Tens	Ones
6	2
+	5

Tens	Ones
2	7
+	1 0

Tens	Ones
7	2
+	2 6

Tens	Ones
3	0
+	4 6

4. Subtract the following.

Tens	Ones
6	7
–	4

Tens	Ones
3	9
–	6

Tens	Ones
7	7
–	3

Tens	Ones
5	7
– 2	2

Tens	Ones
2	6
– 1	3

Tens	Ones
3	9
– 2	3

5. Read the following story sums and solve the questions.

a) John has 58 candies.

He gives 23 candies to his friend. How many candies are left with John?

Johnny has _____ candies.

T	O

b) Sarah has 35 apples.

Her friend gives her 23 more apples. How many apples does Sarah have now?

Sarah has _____ apples.

T	O

St. Mary's School, Dwarka
Practice Worksheet (December)
Class: I
Subject: Hindi

विषय : ॐ चंद्रबिन्दू की मात्रा

Name: _____ Sec: _____ Date: _____ Roll No: _____

1. नीचे दिए गए गद्यांश को पढ़कर प्रश्नों के उत्तर दीजिए—

अमन अपनी माँ और पिता के साथ गाँव में रहता है। उसकी माँ का नाम साँवरी और पिता का नाम चाँद्रमोहन है। उसकी माँ बहुत सुंदर हैं। वे सदा हँसती रहती हैं। उनकी पाँचों अंगुलियों में पाँच अंगूठियाँ हैं। अमन का गाँव झाँसी में है। वह रोज़ नदी किनारे पेड़ की छाँव में बाँसुरी बजाता है। वहाँ की हरी हरी घाँस देखकर उसे बहुत अच्छा लगता है।

क) अमन गाँव में किसके साथ रहता है?

ख) अमन की माँ का नाम क्या है?

ग) अमन रोज़ नदी किनारे क्या करता है?

घ) दिए गए शब्दों के मिलते – जुलते शब्द गद्यांश में से ढूँढकर लिखिए—

i) खाँसी – _____ ii) पाँव – _____

2. नीचे दिए गए प्रश्नों के उत्तर दीजिए—

क) नदी के किनारे क्या है?

ख) आँगन में क्या है?

3. एक शब्दों के अनेक शब्द लिखिए—

क) तितली ————— ख) चूड़ी —————

ग) जलेबी ————— घ) बकरी —————

4. किन्हीं पाँच फलों और पाँच सब्जियों के नाम लिखिए—

	फलों के नाम		सब्जियों के नाम
क		क	
ख		ख	
ग		ग	
घ		घ	
ङ		ङ	

5. चित्रों को देखकर उनके नाम लिखिए -




क)



ख)



ग)



घ)

St. Mary's School, Dwarka
Practice Worksheet (December)
Class: I
Subject: Language Practice

Topic: L-9 Weather and Seasons

Name: _____ Sec: _____ Date: _____ Roll No: _____

1. Fill in the blanks using correct option.

- a) We get wool from _____.
- i) plant ii) sheep
- b) In summer season we wear _____ clothes.
- i) cotton ii) woollen
- c) _____ comes after March.
- i) February ii) April
- d) _____ is the hottest time of the year.
- i) Summer ii) Winter


2. Match the following.

- | | | |
|-------------------|--------|--------------------------|
| a) raincoat | winter | <input type="checkbox"/> |
| b) sit in the sun | rainy | <input type="checkbox"/> |
| c) mango | spring | <input type="checkbox"/> |
| d) flowers | summer | <input type="checkbox"/> |


3. Circle the odd one out.

- | | | |
|-------------|--------|-----------|
| a) tea | coffee | ice-cream |
| b) summer | day | rainy |
| c) umbrella | socks | jacket |
| d) sunny | cloudy | park |

4. Look at the picture and complete the words using vowels.



a) sn__w



b) th__nd__r



c) cl__ __ d

5. Draw, colour and label any two things you use in winter season.



6. Write the words given below in the alphabetical order of their first letter.

jacket, mittens, socks, shirt, boots

1.	
2.	
3.	
4.	
5.	

St. Mary's School, Dwarka
Practice Worksheet (December)

Class I
Computer Science

Topic: Patterns and Puzzles

Name: _____ Sec: _____ Date: _____ Roll No. _____

1. Fill in the blanks.





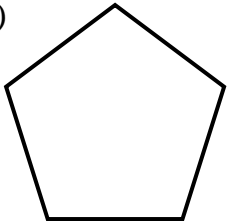
a. _____ is the repetition of patterns of colours, shapes and lines.

(Design / Divide)

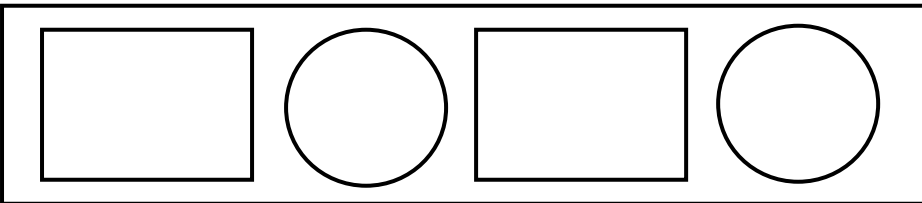

b. Decomposition of a problem makes it _____ to solve. (easy / hard)

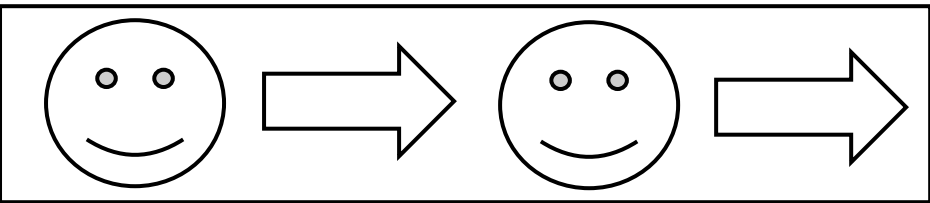

c. Arranging things makes them look _____. (tidy / dirty)

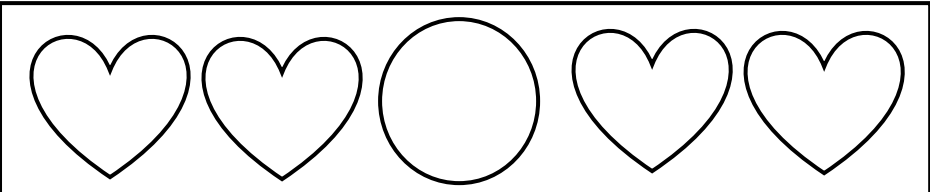

2. Look at the images and tick the one which is an example of design.

a)  b)  c)  d)  e) 


3. Identify and complete the shape that comes next.

a)  



b)  

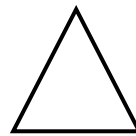
c)  


d)




4. Count and write the number of shapes in the image given below.







5. Arrange the following into hard and soft materials.



wool

stone

cloth

cotton

brick

Hard	Soft