
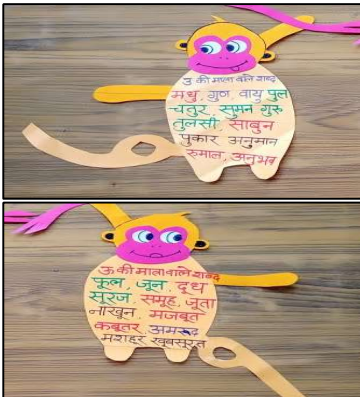






Interdisciplinary Concept Mapping HPC (2024-25)

Class I

TIME PERIOD AND TOPIC	ENGLISH	HINDI	MATHEMATICS	GENERAL AWARENESS	ASSESSMENT
<p>August</p> <p><i>Concept: FOOD</i></p> <p><i>Domains covered:</i></p> <ul style="list-style-type: none"> • <i>Physical Development</i> • <i>Socio-emotional and Ethical Development</i> • <i>Cognitive Development</i> • <i>Language and Literacy Development</i> • <i>Aesthetic and Cultural Development</i> • <i>Positive Learning Habits</i> 	<p>Unit-3: Food</p> <ul style="list-style-type: none"> • Chapter - 1 ‘Fun with Pictures’ • ‘A Visit to a Market’ • Chapter - 2 ‘The Food We Eat’ <p>Activity: Students will be given enough time to observe the picture and will be encouraged to speak about it.</p>  <p>Chapter 1 Fun with Pictures</p> <p>Let us speak</p> <ol style="list-style-type: none"> What do you see in this picture? Say the names of the fruits and vegetables that you see. How many fruits are there in the picture? Can you name the fruits that are red in colour? How many vegetables are there in the picture? Can you name the green vegetables? Which fruits and vegetables do you like the most? Why do we eat fruits and vegetables? <p>They will be catered to</p>	<ul style="list-style-type: none"> • उ की मात्रा • ऊ की मात्रा <p>गतिविधि : ‘बंदर बाले उ - ऊ’ - छात्र एक बंदर का चित्र बनाएंगे और उसकी पूँछ को छोटी उ की मात्रा के रूप में सजाएँगे। बंदर के शरीर पर छोटी उ और ऊ की मात्रा वाले शब्द लिखेंगे। इस रचनात्मक गतिविधि के माध्यम से वे छोटी उ और ऊ की मात्रा को आसानी से पहचान कर सकेंगे।</p> 	<ul style="list-style-type: none"> • Number Names (71-100) • Tens and Ones (50-99) <p>Activity: ‘Counting with Bead Bracelets’ - Students will create bead bracelets to represent numbers from 50 to 99. They will string beads in groups of ten to form the tens and add individual beads for the ones. For example, to represent the number 67, students will string six groups of ten beads (60) and then add seven individual beads (7)</p> 	<p>‘A Visit to a Market’</p> <p>Activity: Students will be facilitated to take up roles of people they see in the market and show it up and conduct a role play. They will be identifying various fruits, vegetables, flowers available around them in the local language and English.</p>  <p>‘The Food We Eat’</p> <p>Activity: ‘Sharing Smiles with Food’ - The teacher will organize a Picnic Day where students</p>	 <p>Ensure inclusive and equitable quality education and promote lifelong learning opportunities for all.</p> <ul style="list-style-type: none"> • Speaking Skills • Listening Skills • Reading Skills • Writing Skills • Sorting & Counting • Observation & Interpretation • Word Formation • Dramatization • Verbal Expression • Problem Solving • Pronunciation • Participation • Show & Tell • Worksheets

identify **Fruits and Vegetables Name** and write them in their notebook.

Activity: 'Taste Test' - Students will be introduced to different fruits or vegetables. Later, students will taste and describe each item using their senses (taste, smell, touch). This activity can also include discussions on the benefits of eating various fruits and vegetables.



• **Grammar: Naming Words**

Activity: 'Food Letter Safari' - Students will hunt for food items that start with each letter of the alphabet. They will explore naming words (nouns) related to different foods by

- अपठित गद्यांश
- फलों और सब्जियों के नाम


गतिविधि: 'जादुई क्ले' - छात्र मिट्टी की कला (क्ले आर्ट) से अलग-अलग फल और सब्जी के रूप बनाएंगे और उनकी प्रदर्शनी लगाएंगे।



कार्यपत्रिका:

फलों के नाम					सब्जियों के नाम				
आ	बदाम	जामुन	केला	आम	आम	आम	आम	आम	आम
इ	आम	सफ़रचंद	सफ़रचंद	आम	दूधिया	दूधिया	दूधिया	दूधिया	दूधिया
ई	आम	सफ़रचंद	सफ़रचंद	आम	दूधिया	दूधिया	दूधिया	दूधिया	दूधिया
उ	आम	सफ़रचंद	सफ़रचंद	आम	दूधिया	दूधिया	दूधिया	दूधिया	दूधिया
ऊ	आम	सफ़रचंद	सफ़रचंद	आम	दूधिया	दूधिया	दूधिया	दूधिया	दूधिया
ए	आम	सफ़रचंद	सफ़रचंद	आम	दूधिया	दूधिया	दूधिया	दूधिया	दूधिया
ऐ	आम	सफ़रचंद	सफ़रचंद	आम	दूधिया	दूधिया	दूधिया	दूधिया	दूधिया
ओ	आम	सफ़रचंद	सफ़रचंद	आम	दूधिया	दूधिया	दूधिया	दूधिया	दूधिया
अ	आम	सफ़रचंद	सफ़रचंद	आम	दूधिया	दूधिया	दूधिया	दूधिया	दूधिया

• **Chapter - 6 'Vegetable Farm' (Single-digit Addition and Subtraction)**



Activity: 'Farm Fresh Math' - Students will act as farmers harvesting vegetables. They will collect and count vegetables from a pretend farm, using single-digit addition to find the total harvest and subtraction to share with friends.

Rumi's Basket Shami's Basket Both have

A. 7 tomatoes and 5 tomatoes altogether make 12 tomatoes.
7 + 5 = _____

B. 9 carrots in one basket and 4 carrots in another basket.
9 + 4 = _____

• **Chapter - 7 'Lina's Family' (Measurement)**

bring and share a variety of food items. They will name the food items and learn concept of 'sharing'. Through sharing, students will express thanks and learn about the effort behind their meals, in a memorable, educational setting.















Activity: 'No Waste Lunch Challenge' - Students will take part in a lunchtime challenge to eat all their food without wasting any. Afterward, they will discuss the importance of not wasting food and how it shows respect for the hard work farmers put into growing it by reinforcing gratitude

identifying items. This activity makes learning fun and helps develop letter recognition skills.

Worksheet:

Naming words - Nouns

See the pictures and write down the naming words in the correct box.

					
dog	pencil	friends	house	fish	hen
					
ice-cream	Sam	park	ball	girl	school

Name of animals	Name of things	Name of persons	Name of places

• **Grammar:**
Punctuation

Activity: 'Hungry for Punctuation'

Students will draw or paste pictures of their favorite foods and write short sentences about them using correct punctuation (capital letters, full stops).

Worksheet:

Name: _____

punctuation

I can jump

It is a cat


Can I come too

Ben has a car

When is lunch

How are you

..... ? ? ?



Activity: 'Measure It with Munchies' - Students will use their hand spans or fingers to measure the length or size of different food items such as fruits, vegetables, and other edible items. For example, they may use their hand spans to measure the length of a carrot, shorter or longer, heavier or lighter.




and mindful eating habits.








'Food Riddles' - Students will receive a series of riddles, each providing clues about a specific type of food. They need to use these clues to identify the correct food item.

Riddles

- I am a fruit. My name is my colour.
Who am I?
Answer: _____
- I am hard and brown on the outside.
Soft and white inside.
Who am I?
Answer: _____
- I am a vegetable. I am pink in colour.
I may also be white in colour.
If you cut me, I make you cry.
Who am I?
Answer: _____
- I am a fruit. I come in green or purple.
I come in a bunch.
Who am I?
Answer: _____



TIME PERIOD AND TOPIC	ENGLISH	HINDI	MATHEMATICS	GENERAL AWARENESS	ASSESSMENT
<p>September</p> <p>Concept: SEASONS</p> <p>Domains covered:</p> <ul style="list-style-type: none"> Physical Development Socio-Emotional and Ethical Development Cognitive Development Language and Literacy Development Aesthetic and Cultural Development Positive Learning Habits 	<p>Unit-4: Seasons</p> <p>Activity: 'Picture Reading' - Students will explore different seasons through engaging pictures. They will observe and discuss pictures representing summer, monsoon, and winter. For each season, students will describe what they see and talk about the weather, activities, and changes in nature associated with that time of year.</p>  <p>Chapter - 1 'The Four Seasons'</p> <p>Activity: 'The Season Show' - Students will dress up and bring an item that symbolizes their favorite season.</p>	<ul style="list-style-type: none"> ए की मात्रा ऐ की मात्रा <p>गतिविधि: 'बंदर बाले उ - ऊ' - छात्र वसंत के फूल बनाएंगे और हर फूल की पंखुड़ी पर वे ए और ऐ की मात्रा से जुड़े शब्द लिखेंगे, जैसे कि "बेल", "बैल" आदि। यह गतिविधि बच्चों को शब्द रचनात्मकता को बढ़ाने के साथ-साथ उनकी वर्तनी और भाषा के गहरे अध्ययन में मदद करती है।</p>  <ul style="list-style-type: none"> अपठित गद्यांश पाठ - बरखा और मेघा <p>गतिविधि: 'चित्र और</p>	<ul style="list-style-type: none"> Chapter - 8 'Fun with Numbers' Chapter - 11 'How do I Spend My Day' (Time) <p>Activity: 'Routine Roundup' - Students will make a chart of their daily routines for each season, showing what they do in the morning, afternoon, and night.</p>  <p>Worksheet: 'Days of the Week'</p> 	<p>Activity: 'Today's Seasonal Snapshot' - Students will create a snapshot where they will write about today's date, day of the week, month, current weather, and season.</p>  <p>Activity: 'What's the Weather' - Students will learn about common weather indicators (sunny, cloudy, rainy, snowy) and their meanings. They will then record the daily weather for a week, noting patterns and changes.</p>	<p>Ensure inclusive and equitable quality education and promote lifelong learning opportunities for all.</p> <ul style="list-style-type: none"> Speaking Skills Listening Skills Reading Skills Writing Skills Sorting & Counting Observation & Interpretation Word Formation Dramatization Verbal Expression Problem Solving Pronunciation Participation Show & Tell Worksheets

They will recite the poem about the seasons and will playact about the activities they do during that season.



● Poem - 'Pitter Patter'

● Grammar: Gender

Activity: 'Snowman and Flower girl' -

Students will create a picture book featuring characters and items from each season, clearly identifying their genders for example - Snow king and Snow queen.

Worksheet:

Masculine and Feminine

A boy is a masculine noun.
A girl is a feminine noun.

Masculine	Feminine
man	woman
grandpa	grandma
king	queen
wizard	witch
waiter	waitress
priest	nun
bull	cow

बातचीत' - छात्र एक घरे में बैठेंगे और उन्हें दिखाए गए चित्र के बारे में बातचीत करेंगे और कहानी पर चर्चा करेंगे।

बरखा और मेघा

एक बार की बात है, दो सहेलियाँ थीं— एक मुर्गी और एक बरखा। मुर्गी का नाम था— मेघा। बरखा का नाम था— बरखा। उनके तीन-तीन बच्चे थे। वे सब मेला देखने दूसरे गाँव जा रहे थे।

रास्ते में नदी आ गयी मेघा ने कहा, "हम नदी कैसे पार करेंगे?"
हम तो ब्रह्म जाएँगी!" बरखा ने कहा,
"हम सब तैरकर नदी पार कर लेंगे!"
मेघा ने पूछा, "वो कैसे?"

● अक्षर गीत

गतिविधि : छात्र "अक्षर गीत" कविता का वाचन करेंगे, जिसमें वे सभी हिंदी अक्षरों को मस्ती और ताल के साथ सीखेंगे। कविता के प्रत्येक पद में एक नया अक्षर शामिल होगा, जिससे बच्चे पूरे गीत के माध्यम से वर्ण माला का अभ्यास करेंगे।

Activity: 'The 12 Months' - Students will read a poem of days in each month.

Song:

Thirty days of September, April, June and November, All the rest have thirty-one except February, it has twenty-eight we find, unless it's leap year, then it has twenty nine!

Days Months and Seasons

Months of the year

January	February	March	April	May	June
July	August	September	October	November	December

Seasons

Spring	Summer	Autumn-Fall	Winter
--------	--------	-------------	--------

Days of the week

Monday	Tuesday	Wednesday	Thursday	Friday	Saturday	Sunday
--------	---------	-----------	----------	--------	----------	--------

Worksheet:

Name: _____ Date: _____

Months of the year

- J _____ (winter)
- F _____ (winter)
- M _____ (spring)
- A _____ (spring)
- M _____ (spring)
- J _____ (summer)
- J _____ (summer)
- A _____ (summer)
- S _____ (autumn)
- O _____ (autumn)
- N _____ (autumn)
- D _____ (winter)

● Double Digit Addition and

WHAT'S THE WEATHER LIKE TODAY?

RAINY	SUNNY	CLOUDY	SNOWY	PARTLY SUNNY	WINDY
MONDAY	TUESDAY	WEDNESDAY	THURSDAY	FRIDAY	

Worksheet: 'Guess the Season'

Guess the Season - KIDS

Read the description and guess the season. Check off the correct answer.

- This season has the longest days. It is hot. Everything is green.

Spring	Summer
--------	--------
- This season has the longest nights. It is cold. Some animals fall asleep.

autumn	winter
--------	--------
- Leaves on trees turn yellow, orange, and red. Animals collect food for winter.

Spring	autumn
--------	--------
- It gets sunnier and warmer. Birds build their nests. All is in bloom.

Spring	winter
--------	--------

• **Grammar: Pronouns**

Activity: ‘Pronoun Relay Race’ - A relay race will be set up where students pick up a seasonal picture (e.g., a picture of summer sun) and run to place it under the correct pronoun category (he, she, it, they).

Worksheet:




Activity: ‘Pronoun Relay Race’ - In a word association activity students will write down words that come to their minds when they think of each season—summer, winter, spring, and monsoon.



Subtraction (without carryover)

Activity: ‘Double Digit Roll’ - Students will roll two dice to create a two-digit number and then roll two more dice to create another two-digit number. They will add the numbers or subtract the smaller number from the larger one.



Write down the words that come to your mind when you say summer, winter or monsoon.
A few words have been written for you.



Summer

hot

Spring

new leaves

colourful



Winter

cold

woolen cap



Monsoon

umbrella

clouds