

SADHU VASWANI INTERNATIONAL SCHOOL FOR GIRLS

SHANTI NIKETAN, NEW DELHI

PRE-SCHOOL

MONTHLY BULLETIN

DECEMBER, 2024

**TOPIC: TRANSPORT
SAFETY MEASURES
WINTER SEASON**

TRANSPORT:



SAFETY MEASURES:




HOW WE TRAVEL?

DIFFERENTIATION:

To differentiate between various means of transport

How do we travel from one place to another?



IDENTIFICATION:

Name the vehicles which have:




TWO WHEELS



THREE WHEELS



FOUR WHEELS




MORE THAN FOUR WHEELS

RECOGNITION:

Name vehicles

- that fly us from one place to another



- that run on tracks



- that run on road

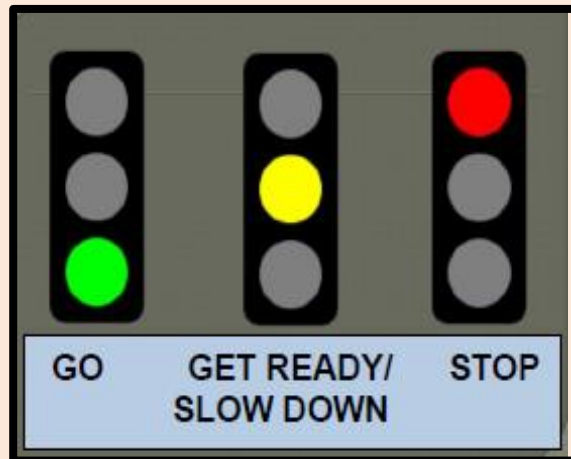



- that sail on water

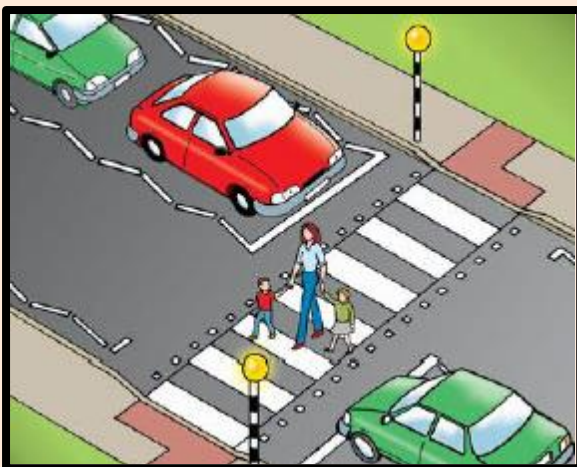


OBSERVATION:

- Name the three traffic lights and their significance



- At the crossing you should always use zebra crossing to cross the road



WINTER SEASON

- Name the winter months



- Name the fruits/vegetables we get in winter season



- Types of winter clothes



- Electrical appliances used in winter season



Geyser



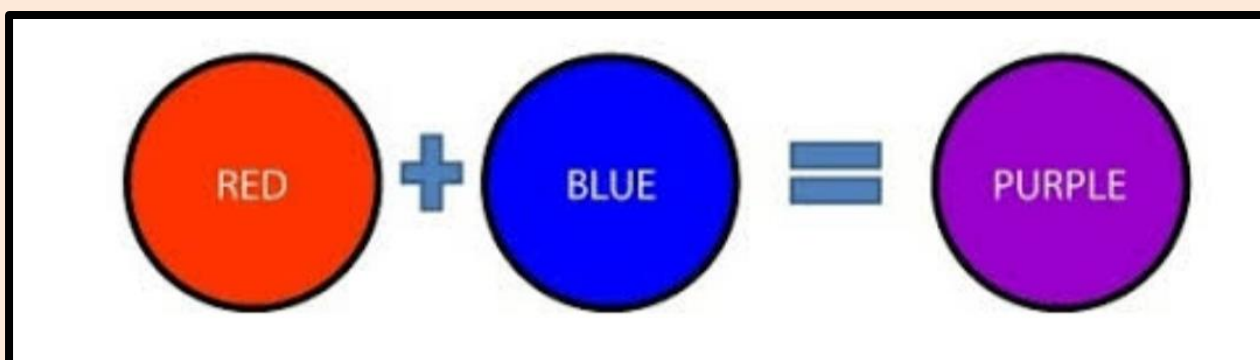
Heater

EXPERIENTIAL LEARNING

Excursion to National Rail Museum:
13th December, 2024



Science activity: Formation of secondary colour
'PURPLE'



Mixing of primary colours **RED** and **BLUE** to form
secondary colour **PURPLE**

FESTIVAL OF THE MONTH

CHRISTMAS CARNIVAL

Christmas Carnival on Tuesday, December 24th,2024

MERRY CHRISTMAS AND A HAPPY NEW YEAR



LANGUAGE SKILLS:

LISTENING AND SPEAKING SKILLS

Conversational Skills:

Story Time: "Pepper Crosses the Road"

<https://youtu.be/A0ijaJqZtMY>



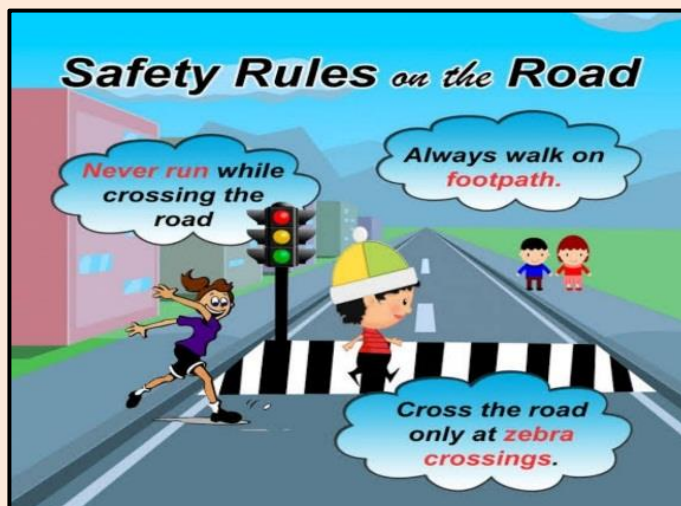
To enhance conversational skills children will speak short sentences on the topic-

"Safety measures on the road" for example:

We should cross the road on Zebra Crossing.

We should not play on the road.

We should not stand between two parked cars.



“Do’s and don’ts to be followed in winter season”

We should wear woollen clothes.

We should drink hot milk.

We should remain hydrated.

Avoid playing outside for long duration.

Avoid getting wet / playing in water.



Vocabulary Building Words:

Vehicels, Zebra crossing , traffic lights, footpath ,

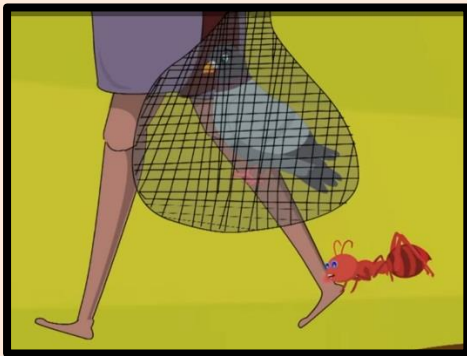

queue, helmet, peep , sharp, appliances, avoid,

railway track, museum, bogie

STORY TIME

THE ANT AND THE PIGEON

(Through activity and dramatization)



A thirsty ant crawled to river to drink water. It slipped and fell into the water. “Help me, help me”, it cried. A pigeon flying by saw the ant in trouble.

It broke off a leaf from the tree and threw it into the water. The ant crawled onto the leaf and was saved.

One day, hunter came to catch the pigeon. The ant saw this and bit the hunter’s foot. The hunter shouted in pain. The pigeon, frightened by the noise, flew away.

MORAL: IF YOU ARE KIND TO OTHERS, THEY WILL ALSO BE KIND TO YOU.

RHYME TIME

नाव हमारी

जल्दी जल्दी दीड़े आओ,
रंग विरंगे कागज़ लाओ,
सुंदर सी एक नाव बनाकर,
मिलजुल कर उसको तैराओ
खूब तेज़ चलती है नाव,
कभी न थकती अपनी नाव,
आगे आगे बढ़ती जाती,
पार हमें ले जाती नाव

सुरक्षा नियम

बच्चों, सड़क पर जब चलना
इतनी बात ध्यान में रखना,
पहले अपने दाएँ देखो,
फिर तुम अपने बाएँ देखो ।
फिर से देखो दाएँ - बाएँ,
अगर जो मोटर गाड़ी आए,
हॉर्न - घंटी पड़े सुनाई,
तभी ज़रा रुक जाना भाई ।
जब यह सड़क साफ दिख जाए,
मोटर गाड़ी नज़र न आए
सड़क संभलकर करना पार
कहलाओगे तुम होशियार ।

TRAFFIC LIGHT

At the crossroads,
Can be seen,
Three bright lights,
Red, yellow and green,
STOP, says red,
There's traffic ahead,
Yellow says, WAIT
You won't be late.
Green says, GO,
Don't be slow




TRANSPORT

December

CHHUK-CHHUK TRAIN

Chhuk-Chhuk, Chhuk-Chhuk,
Comes the train.
Into the station and out again.
Pulling boggles, whistling loud,
The big black engine, looking proud!



TRANSPORT

Take a bus or take a train
Take a boat or a plane
Take a taxi, take a car
Maybe near or maybe far
Take a rocket to the moon
But be sure to come back soon

I'M A HELICOPTER

I'm a helicopter, won't you watch me fly?
I can fly so low and I can fly so high.
I can fly straight forward,
And I fly back wards, too.
And I can fly from side to side,
That is what helicopters do!



Skills : Vocabulary enhancement, Pronunciation

PRE-SCHOOL-8



THE WHEELS ON THE BUS

*The wheels on the bus go round and round.
Round and round, round and round.
The wheels on the bus go round and round.
All around the town.

The wipers on the bus go swish, swish, swish.
Swish, swish, swish, swish, swish, swish.
The wipers on the bus go swish, swish, swish
All around the town.

The horn on the bus goes beep, beep, beep.
Beep, beep, beep, beep, beep, beep.
The horn on the bus goes beep, beep, beep.
All around the town.

The doors on the bus go open and shut.
Open and shut, open and shut.
The doors on the bus go open and shut.
All around the town.

The babies on the bus go "Boo hoo hoo".
"Boo hoo hoo", "Boo hoo hoo".
The babies on the bus go "Boo hoo hoo".
All around the town.

The driver of the bus says "Please sit down".
"Please sit down", "Please sit down".
The driver of the bus says "Please sit down".
All around the town.
* Repeat

1, 2, 3, 4, 5 Once I Caught a Fish Alive

One, two, three, four five
Once I caught a fish alive.

Six, seven, eight, nine, ten
Then I let it go again.

Why did you let it go?
Because it bit my finger so.

Which finger did it bite?
This little finger on my right.




RECOGNITION SKILLS:

- Recognition and differentiation of the letters A – Z (through phonetics)



- Drilling of words beginning with the above letters A.....Z For e.g. A for Apple, Apron, Aeroplane, Ambulance
- Revision and developing vocabulary of the letters done so far- T, I, L, F, E, H, N, M, V, W, Y, A, X, Z, K, O, Q, C, G, P, R, B, D
- Recognition of the letter: S –with phonetic sound
- Vocabulary building: words beginning with these letters



READING SKILLS:

Reading from the English Reader: "Letter Delight"



Letter 'S' Reader Pages 86-89

WRITING SKILLS:

Formation of the letter – S with the help of crayons

Name : _____ Date : _____

Alphabet

Colour the pictures :

SUN SNAIL SWAN SLIDE SOCKS

Trace and write the letter 'S'


S	S	S	S	S
S	S	S	S	S

Language
Skills : Identification, Fine motor co-ordination,
Vocabulary building

PRE-SCHOOL - 54

Pattern tracing- Revision and practice of patterns in notebook

Formation of the letters (Aa - Mm) in capital and small (print) in the notebook




UNDERSTANDING OF NUMERICAL CONCEPTS

ANALYTICAL SKILLS

To develop quantitative analytical skills revision of numbers 1-10:

- Recognition, Value Counting, Writing of numbers through games and activities.
- Number Work 1-----10 in the notebook
- Exercises like value counting, count and write, etc.



GANIT WEEK

Activity: **Zig Zag Zoe** on 20th December, 2024

VALUE EDUCATION

- To be Obedient and Listen to elders
- To follow the traffic rules and safety norms
 - Use Zebra Crossing while crossing the road
 - Use footpath for walking
 - Follow Traffic Lights
 - Stand in Queue

ATTITUDE

Sensitive towards the vehicle we travel in. Cleanliness of the vehicles to maintain good health and prevent disturbances while driving.



LIFE SKILL: DECISION MAKING

Following the safety and traffic rules

for e.g. not to peep out of a moving vehicle, not run on the road, not to play with sharp objects like knife and scissors, and electrical appliances and switches.



FOR PARENTS

Discuss with your daughter the following Safety Norms-









- to observe safety measures while handling sharp objects like knife and scissors, and electrical appliances and switches.








- not to peep out of a moving bus/car.








- not to throw anything out of the bus/car
- Help your daughter to write her name and date and practice writing of alphabets following line concept.
- Help your daughter to do value counting of various objects.

 1 3 2	 5 4 2
 2 3 4	 1 2 3
 3 5 4	 3 2 1
 3 4 5	 2 4 1

Count the items and write in the box:

	□
	□
	□
	□
	□

Count and match with correct number

	4
	3
	5
	1
	2

- Encourage your daughter to do picture reading from short story books.



Ms. Prabhleen Kaur
Pre - School Coordinator