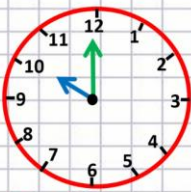







# ITL PUBLIC SCHOOL

## Daily Plan - Class I



<u>Day and Date</u>	<u>Time Slot</u>	<u>Activity / Concept / Topic</u>
<u>Tuesday</u> <u>26.11.2024</u>	9:05 - 10:00 am	<p style="text-align: center;"><b>COMPUTER</b></p> <p>Revision of Chapter - 2 Computer : A Machine and Chapter - 3 Uses of Computer from Computer book.</p> <p><b>Practice Assignment: Revise Chapter - 3 Uses of Computer.</b></p>
	10:10 - 11:05 am	<p style="text-align: center;"><b>MATHEMATICS</b></p> <p><b>Time</b> <b>o' clock and half past</b> in the notebook.</p> <div style="border: 1px solid black; padding: 10px; text-align: center;"> <p><b>Q. Tell the time</b></p> <div style="display: flex; justify-content: space-around;"> <div style="text-align: center;"> <p>1.  <b>10 : 00</b> <b>10 o' clock</b></p> </div> <div style="text-align: center;"> <p>2.  <b>4 : 30</b> <b>half past four</b></p> </div> </div> <div style="display: flex; justify-content: space-around; margin-top: 20px;"> <div style="text-align: center;"> <p>3.  <b>8 : 30</b> <b>half past eight</b></p> </div> <div style="text-align: center;"> <p>4.  <b>12 : 30</b> <b>half past twelve</b></p> </div> </div> </div>
	11: 40 – 12 : 35 Pm	<p style="text-align: center;"><b>HINDI</b></p> <p><b>औ की मात्रा - लघु वाक्य</b> in the notebook.</p> <div style="border: 1px solid black; padding: 5px;"> <p style="text-align: center;">26.11.2024 <span style="float: right;">क क</span> Tuesday</p> <p style="text-align: center;">औ <b>ौ</b> की मात्रा</p> <p>प्र . लघु वाक्य</p> <p>क) लौकी - गौरव बाजार जाकर लौकी ला।</p> <p>ख) नौका - नदी में नौका तैर रही है।</p> <p>ग) तौलिया - कुर्सी पर तौलिया रखा है।</p> <p>घ) चौकी - देव चौकी पर बैठ।</p> <p>ङ) मौज - हम सबकी मौज हो गई।</p> </div> <p><b>Practice Assignment: Revise औ की मात्रा - लघु वाक्य।</b></p>

