








**TIME TABLE (NURSERY)**

**THEME: FESTIVALS (DIWALI WEEK)**

DAYS	8:00am-8:10am	8:10am-8:30am	8:30am-9:10am	9:10am-9:55am	9:55am-10:35am	10:35am-11:05am	11:05am-11:35am	11:35am-12:00 noon	
	Domains >	Positive Habits	Language & Literacy Development	Numeracy		Physical Development	Aesthetic Development	Socio-Emotional Development	
<b>MONDAY (28.10.24)</b>	Free-Play (Settling time)	Welcome Cleanliness Checkup Prayer & Group Singing	<p align="center"><b>Discussion on 'Diwali Festival'</b></p> <p>The teacher will start with the recapitulation of Dussehra story and will ask the students a few questions related to Diwali festivals:</p> <ol style="list-style-type: none"> <li>1. What is Diwali?</li> <li>2. Why do we celebrate Diwali?</li> <li>3. What do we light during Diwali?</li> <li>4. What sweets do we eat during Diwali?</li> <li>5. What do you like most about Diwali?</li> <li>6. How do you help your family prepare for Diwali?</li> </ol> <p align="center"><b>Introduction of अक्षर 'अ'</b></p> <p>Teacher will introduce अक्षर 'अ' relating objects like अयोध्या, अनानास, etc.</p>	<p align="center"><b>Count &amp; Write (Worksheet)</b></p> <p>The teacher will ask the students to count the Diwali objects and write the correct number in the given box.</p> 	<b>L U N C H  B R E A K</b>	<p align="center"><b>Game: Diwali Games</b></p> <p>The students will enjoy Diwali festivities by indulging themselves in different Diwali games like <b>feed the clown, get set go for Diwali, Diwali bingo.</b></p> 	<p align="center"><b>Eco-Friendly Poster Making Activity</b></p> <p>The teacher along with students will make a colorful poster on the theme 'SAY NO TO CRACKERS'.</p> 	<p align="center"><b>Welcoming Ayodhya's Heroes- Role Play</b></p> <p>The teacher will narrate a story on 'Why do we celebrate Diwali?' Along with this, the students will do role-play on welcoming back Rama to his kingdom.</p> 	
<b>TUESDAY (29.10.24)</b>	Free-Play (Settling time)	Welcome Cleanliness Checkup Prayer & Group Singing	<p align="center"><b>Discussion on Eco-Friendly Diwali</b></p> <p>The teacher will discuss about the pollution that increase around Diwali and the importance to have an eco-friendly Diwali.</p> 	<p align="center"><b>Activity: Count The Lakshmi Coins</b></p> <p>The teacher will give few coins to students and tell them to make small potalee of coins. Like potalee of 5 coins, potalee of 7 coins, etc.</p>		<p align="center"><b>DIWALI SPARKLE PARTY</b></p> <p><b>Dance &amp; Music Session: Diwali Songs</b></p> <p>Teacher along with students will sing and dance on the Songs – 'Happy Diwali', mere tumhare sabke liye happy Diwali', etc.</p>	<p align="center"><b>Activity : Rangoli Making</b></p> <p>The teacher will guide the Students to make different patterns of rangoli with rangoli colours and flower petals.</p> 	<p align="center"><b>Story : 'Gattu and Chinki celebrate eco-friendly Diwali'</b></p> <p>Teacher will narrate a story based on eco-friendly Diwali.</p> <p><a href="https://www.youtube.com/watch?v=D-SFbrsGo_4">https://www.youtube.com/watch?v=D-SFbrsGo_4</a></p> 	
<b>WEDNESDAY (30.10.24)</b>	Free-Play (Settling time)	Welcome Cleanliness Checkup Prayer & Group Singing	<b>DIWALI BREAK</b>	<b>DIWALI BREAK</b>			<b>DIWALI BREAK</b>	<b>DIWALI BREAK</b>	<b>DIWALI BREAK</b>
<b>THURSDAY (31.10.24)</b>	Free-Play (Settling time)	Welcome Cleanliness Checkup Prayer & Group Singing	<b>DIWALI BREAK</b>	<b>DIWALI BREAK</b>			<b>DIWALI BREAK</b>	<b>DIWALI BREAK</b>	<b>DIWALI BREAK</b>

FRIDAY (01.11.24)	Free-Play	Welcome	DIWALI BREAK	DIWALI BREAK		DIWALI BREAK	DIWALI BREAK	DIWALI BREAK
	Free-Play	Cleanliness Check up						
	(Settling time)	Prayer & Group Singing						

