


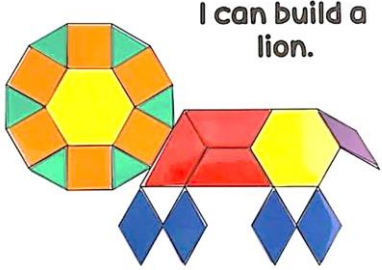
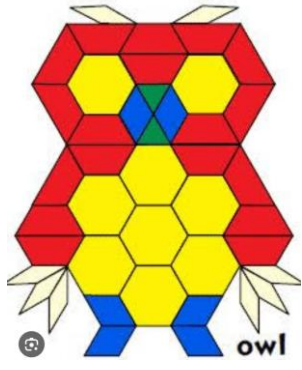
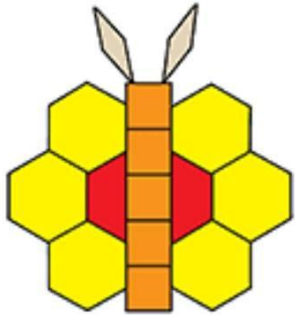


ART INTEGRATION PROJECT

Class -I

Session- 2024-2025

TOPIC	JEWELS OF ANDAMAN AND NICOBAR ISLANDS
Subject and Art Integrated	English, Hindi, Maths, E.V.S., Art and Craft
Objectives	<p>Students will be able to: -</p> <ul style="list-style-type: none">• acquire knowledge about the unique ecosystems of the Andaman and Nicobar Islands.• share simple facts or anecdotes about their heritage.• identify and name some common plants and animals found on the islands.• develop an appreciation for the beauty and diversity of nature on the islands.• अंडमान और निकोबार के जल जीवों के विषय में जानकारी हासिल करेंगे।
Materials required	A4 size colourful sheets, shells, clay, decorative material, scissors, glue, coloured sheets, colours
Activities	<p>ENGLISH:</p> <p>The Andaman and Nicobar Island paradise is blessed with tropical jungles and attractive white sand beaches that allow you to enjoy picture perfect sunsets, away from all the chaos. The corals and marine life offer a beautiful underwater adventure.</p> <p>The students will prepare a 'Beach Vocabulary' on an A4 size sheet and write down the names of different things (at least 10) that one can see while taking a leisure stroll on the beach. They will also decorate the sheet with shells, starfish and other beautiful things.</p> <p>HINDI:</p> <p>छात्र अंडमान और निकोबार द्वीपसमूह की किसी भी जनजाति से संबंधित एक जनजातीय मुखौटा बनाएँगे और उस जनजाति पर कुछ पंक्तियाँ बोलेंगे। उदाहरण— ओजे, जारवा, महान अंडमानी।</p> <div style="display: flex; justify-content: space-around;"></div> <p>MATHEMATICS:</p> <p>Create a visually appealing collage to showcase the diverse rich coral diversity of the Andaman Nicobar Islands. E.g., dugongs, dolphins, whales, salt water crocodiles, sea turtles, sea snakes etc.</p> <p>The students will create 2D images of aquatic animals found on the islands of Andaman and Nicobar using shape cutouts on an A4 size sheet.</p>



	<div style="display: flex; justify-content: space-around; align-items: flex-start;"> <div style="text-align: center;">  <p>Giraffe</p> </div> <div style="text-align: center;">  <p>I can build a lion.</p> </div> </div> <div style="display: flex; justify-content: space-around; align-items: center; margin-top: 20px;"> <div style="text-align: center;">  <p>owl</p> </div> <div style="text-align: center;">  </div> </div> <p>EVS:</p> <p>The festivals celebrated in the Andaman and Nicobar Islands take on the hues of the islands. It is a cultural hub with unique festivals and fairs offering a wide range of events to tourists and locals alike.</p> <p>Students will speak about any one festival of their choice with the aid of a relevant prop.</p>
<p>Learning Outcomes</p>	<p>Students will be able to:</p> <ul style="list-style-type: none"> • Develop the ability to identify the rich cultural heritage of the islands. • Develop a deeper appreciation for the bio diversity of the islands. • Use art as a medium to depict the diverse culture of the region which will further improve their artistic expression.
<p>Self-evaluation and follow up</p>	<p>Parameters</p> <ul style="list-style-type: none"> • Timely submission • Creativity • Artistic expression • Vocal expression • Originality • Understanding • Innovation • Presentation



Note: Last date of submission of project is 18.11.2024 (Monday).

ART INTEGRATION PROJECT

Class -II

Session- 2024-2025

TOPIC	WANDERLUST TO THE ANDAMAN AND NICOBAR ISLANDS
Subject and Art Integrated	English, Hindi, Maths, E.V.S., Art and Craft
Objectives	<p>Students will be able to: -</p> <ul style="list-style-type: none"> acquire knowledge about the unique ecosystems of the Andaman and Nicobar Islands. share simple facts or anecdotes about their heritage. understand the lifestyles of the islands. develop an appreciation for the beauty and diversity of nature on the islands. अंडमान और निकोबार के पर्यटक आकर्षणों के विषय में जानकारी हासिल करेंगे।
Materials required	A4 size colourful sheets, postcard, decorative material, scissors, glue and colours
Activities	<p>ENGLISH:</p> <p>Andaman Cafe: Menu Design</p> <p>Design a Menu card for 'The Andaman Cafe' with vibrant colours mentioning the popular dishes on an A4 size sheet. (You can include details like unique names of the dishes, prices, ingredients etc.)</p> <div style="display: flex; justify-content: space-around; align-items: flex-start;"> <div style="width: 45%;">  </div> <div style="width: 45%;">  </div> </div> <p>HINDI:</p> <p>छात्र अंडमान और निकोबार द्वीपसमूह के विभिन्न पर्यटक आकर्षणों के बारे में जागरूक होने के लिए किसी एक प्रसिद्ध पर्यटक आकर्षण का सुंदर कोलाज ए-4 साइज शीट पर बनाएँगे। रंग-बिरंगे चित्रों व सजावटी सामग्री का प्रयोग करें।</p> <p>MATHEMATICS:</p> <p>Café Bill</p> <p>Imagine you are at 'The Andaman Cafe'. You have ordered 1 seafood, 2 vegetarian dishes, and 2 desserts. Prepare a bill on an A4 size sheet for your order and calculate the total bill. The prepared bill needs to be submitted.</p>

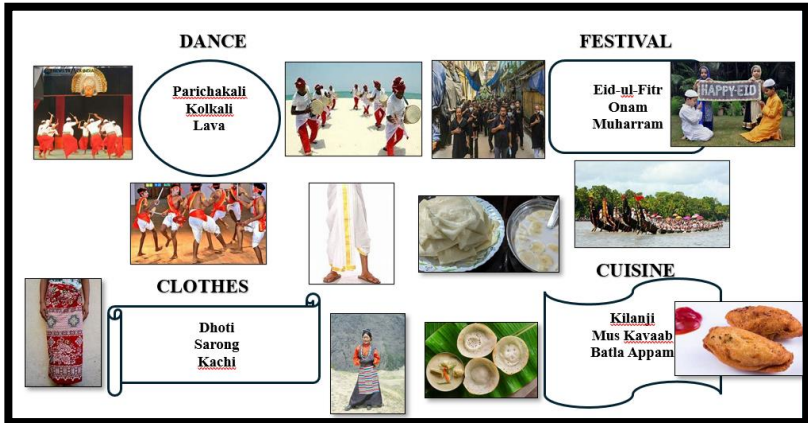
	<p>EVS:</p> <p>Andaman Postcard:</p> <p>Prepare a beautiful and colourful postcard of 'The Andaman and Nicobar Islands'. Write a postcard to your friend describing the beautiful beaches, flora and fauna, tourist places etc, you have observed there.</p>  
<p>Learning Outcomes</p>	<p>Students will be able to:</p> <ul style="list-style-type: none"> • Develop the ability to identify the rich cultural heritage of the islands. • Gain a deeper appreciation for the bio diversity of the islands. • Use art as a medium to depict the diverse culture of the region which will further improve their artistic expression.
<p>Self-evaluation and follow up</p>	<p>Parameters</p> <ul style="list-style-type: none"> • Timely submission • Creativity • Artistic expression • Vocal expression • Originality • Understanding • Innovation • Presentation



Note: Last date of submission of project is 18.11.2024 (Monday).

ART INTEGRATION PROJECT

Class -III

Session- 2024-2025

Topic	Culture of Lakshadweep Islands
Subject and Art Integrated	English, Hindi, Maths, E.V.S., Art, Craft and ICT
Objectives	<p>Students will be able to:</p> <ul style="list-style-type: none">• gain insights into the distinctive culture of the Lakshadweep Islands.• present interesting stories, facts, or anecdotes about the island's cultural heritage.• explore the traditional food, language, festivals, and folk dances of Lakshadweep.• foster respect and appreciation for different cultures and traditions.• लक्षद्वीप की संस्कृति की जानकारी प्राप्त करेंगे।• कला को भाषा से जोड़ पाएँगे।
Materials required	A3 and A4 size colourful sheets, craft sticks or straws for puppet handles, scissors, glue, coloured sheets, colours
Activities	<p>ENGLISH</p> <p>The Lakshadweep Islands, a cluster of 36 beautiful atolls and coral reefs in the Arabian Sea, are not only known for their natural beauty but also for their rich cultural heritage.</p> <p>Explore the culture of the Lakshadweep Islands and create a digital lapbook using MS Word showcasing the key elements such as language, festivals, food, and traditional dances. Upload the same on Microsoft Teams under the assignment section.</p>  <p>Link for reference:</p> <ul style="list-style-type: none">• https://holidaysdna.com/lakshadweep-culture-traditions/#::~:~:text=Lakshadweep%20Culture%20&%20Traditions%20%2D%20Holidays%20DNA%202024 <p>हिंदी</p> <p>ए-4 शीट पर लक्षद्वीप के खान-पान एवं वेशभूषा से संबंधित चित्र चिपकाते हुए उनके विषय में कुछ पंक्तियाँ लिखिए तथा कक्षा में सुनाइए।</p>



	<p>MATHEMATICS:</p> <p>Prepare a tribal mask using different mathematical shapes and patterns representing the culture of the different tribes of Lakshadweep islands.</p>  <p>E.V.S.</p> <p>Prepare an informative and colourful collage on an A3 size sheet featuring the diverse folk-dance forms of the Lakshadweep Islands. Enhance the presentation with pictures and captions.</p>  <p>Links for reference:</p> <ul style="list-style-type: none"> • https://www.mapsofindia.com/lakshadweep/culture/dance.html • https://lakshadweep.gov.in/about-lakshadweep/culture-heritage/
<p>Learning Outcomes</p>	<p>Students will be able to:</p> <ul style="list-style-type: none"> • gain deeper understanding about the unique culture of the Lakshadweep Islands. • develop knowledge of the historical factors that have shaped Lakshadweep's culture. • use art as a medium to depict the diverse culture in the region which will further improve their artistic expression. • छात्र लक्षद्वीप की संस्कृति को जान पाएँगे। • छात्रों को लक्षद्वीप के विभिन्न व्यंजनों एवं वेशभूषा की जानकारी मिलेगी। • छात्र कला के द्वारा क्षेत्र के खानपान एवं वेशभूषा के विषय में अपनी मौखिक एवं लिखित अभिव्यक्ति दे पाएँगे।
<p>Self-evaluation and follow up</p>	<p>Parameters</p> <ul style="list-style-type: none"> • Timely submission • Creativity • Artistic expression • Vocal expression • Originality • Understanding • Innovation • Presentation

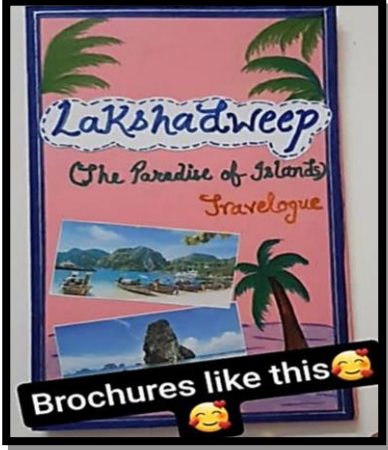

Note: Last date of submission of project is 18.11.2024 (Monday).

ART INTEGRATION PROJECT

Class -IV

Session- 2024-2025

Topic	Travel and Tourism of Lakshadweep Islands
Subject and Art Integrated	English, Hindi, Maths, E.V.S., Art, Craft and ICT
Objectives	<p>Students will be able to:</p> <ul style="list-style-type: none">• explore and understand the unique geographical features of Lakshadweep Islands.• discover the scenic tourist destinations of the islands, along with their rich cultural diversity and distinct experiences.• acquire knowledge about various tourism practices.• gain an insight while planning the trip and prepare the itinerary for the same.• लक्षद्वीप के पर्यटक स्थलों की जानकारी प्राप्त कर पाएँगे।• कला को भाषा से जोड़ पाएँगे।
Materials required	A3 and A4 size colourful sheets, scrap book, scissors, glue, coloured sheets, colours
Activities	<p>ENGLISH</p> <p>The enchanting Lakshadweep Islands captivate travellers with their breathtaking natural beauty, forming a serene paradise where land and sea blend in exquisite harmony.</p> <div style="display: flex; justify-content: space-around;"><div data-bbox="411 999 866 1597"></div><div data-bbox="930 999 1425 1576"></div></div> <p>As aspiring travel guides, design a week-long itinerary for a trip to Lakshadweep. Include the following steps: research key attractions, plan daily activities, suggest accommodations, and recommend local cuisine to try. Present your itinerary with detailed explanation of each day's activities.</p> <p>Link for reference:</p> <ul style="list-style-type: none">• https://www.google.com/search?q=travel+itinerary&sca_esv=f28b3b0bae9cc4f2&sca_upv=1&udm=2&biw=1366&bih=607&sxsrf=ADLYWIL5b4JaaH5Cq0sXqwUaYB8an4D7OQ% <p>हिंदी</p> <p>ए4 शीट पर लक्षद्वीप के पर्यटन स्थलों की जानकारी एकत्रित करके चित्र चिपकाते हुए कुछ पंक्तियाँ लिखिए तथा कक्षा में सुनाइए।</p>

	<p>MATHEMATICS</p> <p>Collect information about location, size, distance, population of any 5 islands of Lakshadweep. Represent it in a tabular form in MS Word. Upload the same on Microsoft Teams under the assignment section.</p> <p>Link for reference:</p> <ul style="list-style-type: none"> • https://search.app/RpF75uVcyph2Jf9b6 <p>E.V.S.</p> <p>Explore the historic landmarks, cultural attractions and beautiful beaches of the Lakshadweep islands and prepare a travel journal in a scrap book. Enhance the presentation with beautiful pictures and detailed information.</p> <p>Links for reference:</p> <ul style="list-style-type: none"> • https://www.tourmyindia.com/beaches/Lakshadweep.html • https://lakshadweep.gov.in/tourist-places/ <div style="display: flex; justify-content: space-around; align-items: center;">   </div>
<p>Learning Outcomes</p>	<p>Students will be able to:</p> <ul style="list-style-type: none"> • gain comprehensive knowledge about the tourist destinations, attractions, and activities available in the Lakshadweep Islands. • learn to analyze and interpret information critically, forming their own opinions and conclusions. • Acquire experience in presenting information effectively to an audience. • develop greater appreciation for the historical significance and breathtaking beauty of the islands. • विद्यार्थी लक्षद्वीप के पर्यटन स्थल से संबंधित सभी जानकारी प्राप्त कर पाएँगे। • छात्र लक्षद्वीप के विभिन्न द्वीपों के बारे में ज्ञान प्राप्त कर पाएँगे।
<p>Self-evaluation and follow up</p>	<p>Parameters</p> <ul style="list-style-type: none"> • Timely submission • Creativity • Artistic expression • Vocal expression • Originality • Understanding • Innovation • Presentation

Note: Last date of submission of project is 18.11.2024 (Monday).

ART INTEGRATION PROJECT

Class -V

Session- 2024-2025

Topic	Geographic and Demographic Transitions of Lakshadweep Islands																																			
Subject and Art Integrated	English, Hindi, Maths, E.V.S, Art, Craft and ICT																																			
Objectives	<p>Students will be able to:</p> <ul style="list-style-type: none"> • understand geographic influences that have shaped Lakshadweep's development. • analyse the basic demographic concepts of the islands. • examine the historical context of Lakshadweep's demographic changes. • develop their research abilities by gathering information from various sources. • कला को भाषा से जोड़ पाएँगे। • जनसांख्यिकी तथा भौगोलिक दशा के बारे में जानकारी प्राप्त कर पाएँगे। 																																			
Materials required	A3 and A4 size colourful sheets, scissors, glue, coloured sheets, colours																																			
Activities	<p>ENGLISH:</p> <p>The tribes of Lakshadweep Islands are a testament of diversity of human cultures thriving in harmony with nature.</p> <p>On an A4 size sheet create a hand-written blog focussing on the demographics of Lakshadweep, emphasising the impact of climate change. Discuss factors like natural resources, human activities and conservation efforts. Showcase your creativity to enhance your blog. Present and discuss your blog in the classroom.</p> <p>हिंदी</p> <p>ए-4 शीट पर लक्षद्वीप की जलवायु तथा वहाँ के द्वीपों के बारे में चित्र चिपकाते हुए कुछ पंक्तियाँ लिखिए तथा कक्षा में सुनाइए।</p> <p>MATHEMATICS</p> <p>Gather statistical data about population, area, variation in temperature and number of species of 6-7 islands of Lakshadweep. Represent it in the form of a collage using pictures and data handling tools such as bar graph, pictograph etc on an A3 size sheet.</p> <div style="display: flex; justify-content: space-around;"> <div data-bbox="402 1626 922 2074" data-label="Figure"> <table border="1"> <thead> <tr> <th>Type of development</th> <th>Name of Island</th> <th>Amount (in ₹ cr)</th> </tr> </thead> <tbody> <tr> <td>Port and Beachfront</td> <td>Kadamat Island</td> <td>1034.72</td> </tr> <tr> <td>Beachfront</td> <td>Agatti Island</td> <td>464.77</td> </tr> <tr> <td>Port and Beachfront</td> <td>Kalpeni Island</td> <td>804.47</td> </tr> <tr> <td>Beachfront</td> <td>Minicoy Island</td> <td>322.17</td> </tr> <tr> <td>Beachfront</td> <td>Kavaratti Island</td> <td>410.89</td> </tr> <tr> <td>Port</td> <td>Androth Island</td> <td>762.00</td> </tr> </tbody> </table> <p>13 projects identified for 36 Lakshadweep Islands</p> <p>Port facilities to be developed at Androth, Kalpeni and Kadamat Islands</p> <p>To cover 32 sq km, 220-440 km off Kerala Coast in Arabian Sea</p> <p>Beach front & peripheral roads to come up at Kadamat Island (East), Agatti Island (East) and Kavaratti Island</p> </div> <div data-bbox="954 1626 1474 2074" data-label="Figure"> <table border="1"> <caption>Lakshadweep Population Growth</caption> <thead> <tr> <th>Year</th> <th>Population (In Numbers)</th> </tr> </thead> <tbody> <tr> <td>1951</td> <td>~25000</td> </tr> <tr> <td>1961</td> <td>~28000</td> </tr> <tr> <td>1971</td> <td>~35000</td> </tr> <tr> <td>1981</td> <td>~42000</td> </tr> <tr> <td>1991</td> <td>~55000</td> </tr> <tr> <td>2001</td> <td>~65000</td> </tr> </tbody> </table> </div> </div>	Type of development	Name of Island	Amount (in ₹ cr)	Port and Beachfront	Kadamat Island	1034.72	Beachfront	Agatti Island	464.77	Port and Beachfront	Kalpeni Island	804.47	Beachfront	Minicoy Island	322.17	Beachfront	Kavaratti Island	410.89	Port	Androth Island	762.00	Year	Population (In Numbers)	1951	~25000	1961	~28000	1971	~35000	1981	~42000	1991	~55000	2001	~65000
Type of development	Name of Island	Amount (in ₹ cr)																																		
Port and Beachfront	Kadamat Island	1034.72																																		
Beachfront	Agatti Island	464.77																																		
Port and Beachfront	Kalpeni Island	804.47																																		
Beachfront	Minicoy Island	322.17																																		
Beachfront	Kavaratti Island	410.89																																		
Port	Androth Island	762.00																																		
Year	Population (In Numbers)																																			
1951	~25000																																			
1961	~28000																																			
1971	~35000																																			
1981	~42000																																			
1991	~55000																																			
2001	~65000																																			

	<p>E.V.S.</p> <p>Create a PowerPoint Presentation (minimum 8 slides) showcasing the enchanting 'Marine Biodiversity' of the Lakshadweep Islands. Upload the same on Microsoft Teams under the assignment section.</p> <p>Link for reference:</p> <ul style="list-style-type: none"> • https://greenverz.com/lakshadweep-islands/
<p>Learning Outcomes</p>	<p>Students will be able to:</p> <ul style="list-style-type: none"> • gain insight into the demographic and geographical heritage of Lakshadweep Islands by reflecting on its topography, climate and biodiversity • understand about the diverse cultures and ethnic groups and how they contribute to the demographic landscape. • develop critical thinking skills. They will also be able to assess data and draw inferences from it. • improve their communication skills through presentations and written reports. • छात्र लक्षद्वीप की जनसांख्यिकी तथा भौगोलिक दशा के बारे में जान पाएँगे।
<p>Self-evaluation and follow up</p>	<p>Parameters</p> <ul style="list-style-type: none"> • timely submission • creativity • artistic expression • vocal expression • originality • understanding • innovation • presentation

Note: Last date of submission of project is 18.11.2024 (Monday).