

# SADHU VASWANI INTERNATIONAL SCHOOL FOR GIRLS SHANTINIKETAN, NEW DELHI

## PRE-PRIMARY MONTHLY BULLETIN

OCTOBER, 2024


### THEME OF THE MONTH: **PLACES AROUND US**

- Market
- Railway Station
- Airport

### COGNITIVE SKILLS

**Identification** – To be able to identify the landmarks near their house for safety and security.

**Recognition**- To be able to recognize and name objects at different places for e.g. railway track and train at the railway station, different shops in the market, etc.



**Classification** - To be able to classify various objects and items found in a particular place.

For e.g. rice, pulses, sugar, biscuits at grocery shop.



**Differentiation-** To be able to differentiate between places like market, railway station, airport on the basis of objects related to these places.

Many activities will be conducted and conversation related to these topics will be done.

Q1 Where do we go and buy household things?

Q2 Where do we see trains and railway tracks?




*Grocery Shop*



*Optical Shop*



*Pharmacy Shop*



*Stationery*

## FESTIVALS OF THE MONTH

**DUSSEHRA:** The victory of good over evil

Festival will be celebrated on 09<sup>th</sup> October, 2024 and its significance will be discussed through activities and a story. Students will be encouraged not to burn effigies and celebrate the festival in an eco-friendly manner.



## LANGUAGE SKILLS

### Conversational Skills:

To enhance conversational skills children will speak short sentences on the topic

“Market” for example-

There are many shops in the market, like grocery shop, optical shop, chemist shop, stationery shop.

We buy our daily and necessary items from different

### Vocabulary Building Words:

grocery shop, optical shop, pharmacy shop, stationery shop, worship, victory, greenery, festivals, pride, occasion

## **DIWALI CELEBRATION:**

Pre-Primary students will:

- decorate the pooja thali on 18<sup>th</sup> October



- celebrate Diwali with a special pooja in the class on 29<sup>th</sup> October



Students will be encouraged to not burn crackers and celebrate an eco-friendly Diwali.

# STORY TIME

## The Ant and the Grasshopper

(through activity and dramatization)

STORY SHEET - OCTOBER


**The Ant and Grasshopper**

In a field, one summer's day a Grasshopper was hopping about, chirping and singing to its heart's content. An Ant passed by, bearing along with great toil an ear of corn he was taking to the nest.

"Why not come and chat with me," said the Grasshopper. "Instead of toiling and molling in that way?"

"I am helping to lay up food for the winter," said the Ant, "and recommend you to do the same. "Why bother about winter?" said the Grasshopper; "We have got plenty of food at present." But the Ant went on its way and continued its toil.

When the winter came the Grasshopper had no food and found itself dying of hunger-while it saw the ants distributing every day corn and grain from the stores they had collected in the summer. Then the Grasshopper knew; it is best to prepare for days of need.



Moral : Work today and reap the benefits tomorrow

PRE-PRIMARY— 5

### Story Cleanliness is Godliness



# RHYME TIME

October

**RHYMES**

**Theme of the Month - Places Around Us  
Festival - Dussehra**

**My Neighbourhood**

What's in your neighbourhood?  
What's in your neighbourhood?  
There's a post office,  
I post a letter there.

What's in your neighbourhood?  
What's in your neighbourhood?  
There's a supermarket,  
I buy vegetables there.

What's in your neighbourhood?  
What's in your neighbourhood?  
There's a chemist,  
I buy medicines there.


What's in your neighbourhood?  
What's in your neighbourhood?  
There's a library,  
I read books there.

What's in your neighbourhood?  
What's in your neighbourhood?  
There's a park,  
I go and play there.

**Bits Of Paper**

Bits of paper,  
Bits of paper,  
Lying on the floor,  
Lying on the floor,  
Make the place untidy,  
Make the place untidy,  
Pick them up,  
Pick them up.

Pick the bits of paper,  
Pick the bits of paper,  
Lying on the floor,  
Lying on the floor,  
Throw them in the dustbin,  
Throw them in the dustbin,  
Let's clean up,  
Let's clean up.



**दशहरा**

राम जी को महिमा अपार  
करो राम जी की जय-जयकार।  
अपने पिता का वचन निभाया  
राम गये बनवास  
सीता का दुख सहन किया,  
पर कभी न पानी हारा।  
लक्ष्मण और हनुमान को लेकर  
लंका गये श्री राम  
दुष्ट छली रावण को मारा  
किया अधर्म का नाश  
सीता को संग ले कर आए  
राम अपने द्वार  
खुशियाँ ही खुशियाँ फिर छाईं  
फिर से आईं गहरा।



Skills : Vocabulary enhancement, Pronunciation. PRE-PRIMARY - 5

Clean Up Song

Clean up, clean up everybody,  
everywhere!

Clean up, clean up, everybody do  
your share!

The more we work together,  
together, together, the more we  
work together the happier we'll be!  
Because your friends are my friends  
and my friends are your friends! The  
more we work together the happier  
we'll be!


**BITS OF PAPER**

Bits of paper,  
Bits of paper  
Lying on the floor,  
Lying on the floor  
Makes the place untidy,  
Makes the place untidy  
Pick them up  
Pick them up.



**Diwali ! Diwali !**

**DIWALI ! DIWALI !**  
**Diwali ! Diwali !**  
**A time to be happy**  
**light diyas**  
**And crackers loud!**  
**Is that what Diwali**  
**Really is about**  
**Oh! No! No! No!**  
**Don't you know**  
**fighting the bad with good**  
**Helping the weak and poor**  
**That is what Diwali is about!**  
**let's be happy, sing and shout!**  
**Happy Diwali! Happy Diwali!**



# ENGLISH

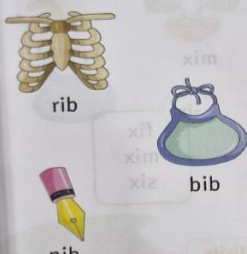
## Reading Skills:

- \* Revision of reading of three letter words of vowel 'a' and 'e'
- \* Introduction of reading of three letter words of vowel 'i' from the Reader

Read aloud.


**-ib and -id**

**-ib words**



rib  
nib  
bib

**-id words**



kid  
hid

**-ib**

bib
nib
rib

**-id**


bid	lid
did	mid
hid	rid
kid	

**'i' Word Family**

Read aloud.


**-ig and -ip**

**-ig words**



dig  
big  
wig

**-ip words**



hip  
dip  
zip  
sip

**-ig**

big	jig
dig	pig
fig	wig

**-ip**

dip	rip
hip	sip
lip	tip
nip	zip












# Writing Skill: Revision of three letter words of vowel 'a' and 'e'

Introduction of three letter words of vowel 'i'  
along with the pictures e.g. —











**Identification:** To identify the picture and circle the correct word.

**Recognition:** Recognize the picture and write the missing letter.

Match the picture to the correct word.

	bib	
	pig	
	tin	
	lid	
	sip	
	pit	
	hip	

Complete the crosswords with the help of pictures.

	1 →	2 ↓	
	1	2	
	3 ↓		
	3		
	1 →	2 ↓	
	1	2	
	3 ↓	4 ↓	
	3	4	
	1 →	2 ↓	
	1	2	
	3 ↓	4 ↓	
	3	4	



## हिन्दी

दो अक्षर वाले शब्दों की मौखिक एवं लिखित पहचान  
पाठ्य पुस्तक से पठन

चित्र पहचान कर शब्द लिखिए  
चित्र बनाओ

शब्द को सही चित्र से मिलाओ  
खाली स्थान भरो



# ANALYTICAL SKILLS: To develop quantitative analysis.

## MATHS: Revision of concepts

- After and in between
- Counting 1-50
- Backward counting 30-1

**Recap** 


Write numbers 1-50.




1


10

50

**Recap** 


Write the missing numbers in the empty boxes.

**Start** 




1 2 5 9 14 15 18 25 22 28 30 32 38 35 40 44 47 50

**End**

**Practice** 


Write the numbers that come **after** the given numbers.



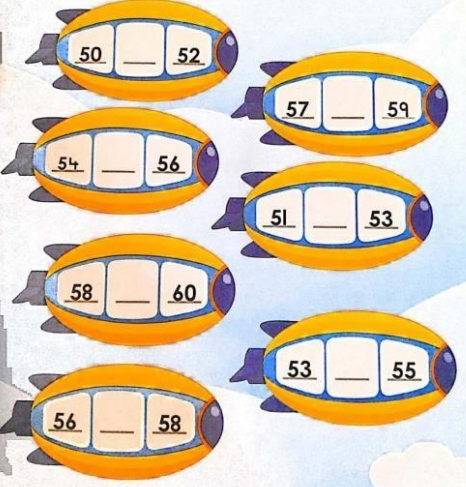
55 \_\_\_\_\_ 57 \_\_\_\_\_

59 \_\_\_\_\_ 56 \_\_\_\_\_

53 \_\_\_\_\_ 51 \_\_\_\_\_

**Practice** 

Write the numbers that come **between** the given numbers.



50 \_\_\_\_\_ 52

57 \_\_\_\_\_ 59

54 \_\_\_\_\_ 56

51 \_\_\_\_\_ 53

58 \_\_\_\_\_ 60

53 \_\_\_\_\_ 55

56 \_\_\_\_\_ 58

Introduction of-

## Serial counting 51-60

Write the numbers in tens and ones for 51-60.

Tens	Ones	Tens	Ones	Tens	Ones	Tens	Ones
5	1						
5	2						
5	3						
5	4						
5	5						
5	6						
5	7						
5	8						
5	9						
6	0						

## Backward counting 40-1

40	39	38	37	36	35	34	33	32	31
30	29	28	27	26	25	24	23	22	21
20	19	18	17	16	15	14	13	12	11
10	9	8	7	6	5	4	3	2	1

## What comes before

Write the number that comes before the given number.

---	5	---	2
---	9	---	18
---	12	---	5

# GLOBAL HANDWASHING DAY 15<sup>th</sup> OCTOBER

## Let's Wash Our Hands!

Whooshy washy!  
Wet our hands  
Under running water  
Add some soap and  
Rub them hard  
Don't miss any part!  
Between our fingers  
Under the nails  
Rid germs without fail  
Front and back  
And round the wrist  
No germs will be missed!  
They may hide  
But we shall seek  
So we will not fall sick!  
Splishy splashy  
Bye bye germs  
Down the drain they squirm  
With clean towels  
We dry our hands  
Now let's show our friends!

1 Palm to palm  
2 Between fingers  
3 Back of hands  
4 Base of thumbs  
5 Back of fingers  
6 Fingernails  
7 Wrists  
8 Rinse and wipe dry

Remember to wash our hands:

- After using the toilet
- After sneezing or coughing
- After playing with pets
- After sports or playing outside
- Before eating

Health Promotion Board

Copyright © 1998 P & A Ltd

## HAND WASHING STEPS

- RINSE
- SOAP
- SCRUB 5 SECONDS
- SCRUB 5 SECONDS
- SCRUB 5 SECONDS
- SCRUB 5 SECONDS
- RINSE
- DRY

© KidsCanHaveFun

**Value Education and Attitude:** To be sensitive towards our surroundings (not to litter around; keep our surroundings - like our market, our playgrounds etc. – clean.)

**Cleanliness Drive:** Students will make paper bags to symbolize the need of saying no to plastic and spread awareness among family and friends.



*Let's join hands to keep our surroundings clean!*

**Life – Skills:** Pollution free Dussehra will be promoted by *not burning the effigy of Ravana*




**Decision making:** Through the cleanliness drive, students will learn that all the trash has to be put in the dustbin and they will learn that plastic is not good for environment and thus, we should say no to plastic and use paper bags instead.



## For Parents

- Encourage your daughter to converse in English using simple sentences, Example: I sleep on my bed.  
Spread the mat.
- Motivate your daughter to read and construct simple sentences in English.



- Kindly reinforce the significance of the festivals of the month-Dussehra and Diwali.
- Inculcate the habit of carrying cloth or paper bag while going out to the market.
- Use bins and if they are not installed, carry the garbage till you get a place to dispose it.
- Reinforcement of landmarks near school and home to help her familiarize with the places.

Ms. Pooja Pahujani  
Pre Primary Coordinator