













Day and Date	<u>Concept/Topic/Activity</u>
<u>Tuesday</u> <u>20.08.2024</u>	<p style="text-align: center;">ENGLISH</p> <p style="text-align: center;">Vegetables Name</p> <p>1) Vegetables Names</p> <ol style="list-style-type: none"> 1) Pea  2) Onion  3) Potato  4) Carrot  5) Tomato  6) Cabbage  7) Spinach  8) Chilli  9) Lemon  10) Okra  <p>Practice assignment- Write vegetables name with pictures in notebook.</p>
	<p style="text-align: center;">MATHS</p> <p style="text-align: center;">Number Names 71-80</p> <p>71 - Seventy-one</p> <p>72 - Seventy-two</p> <p>73 - Seventy-three</p> <p>74 - Seventy-four</p> <p>75 - Seventy-five</p>

76 - Seventy-six

77 - Seventy-seven

78 - Seventy-eight

79 - Seventy-nine

80 - Eighty

Practice assignment- Practice number names 71-80 in notebook.

HINDI

उ की मात्रा शब्द श्रुतलेख ।

Happiness Curriculum

"Happy Faces and Feelings"

The students received a set of blank face cutouts and colored markers. They drew different facial expressions showing various emotions like happiness, surprise, and sadness. After drawing, each child shared their pictures with the class and talked about times when they had felt those emotions.