

Sadhu Vaswani International School for Girls ShantiNiketan New Delhi

Monthly Bulletin (Pre-Primary)

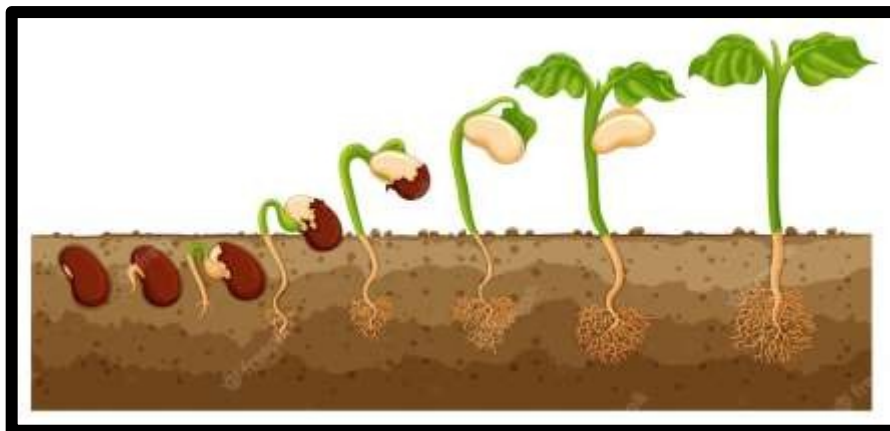
August, 2024

TOPIC : PLANTS

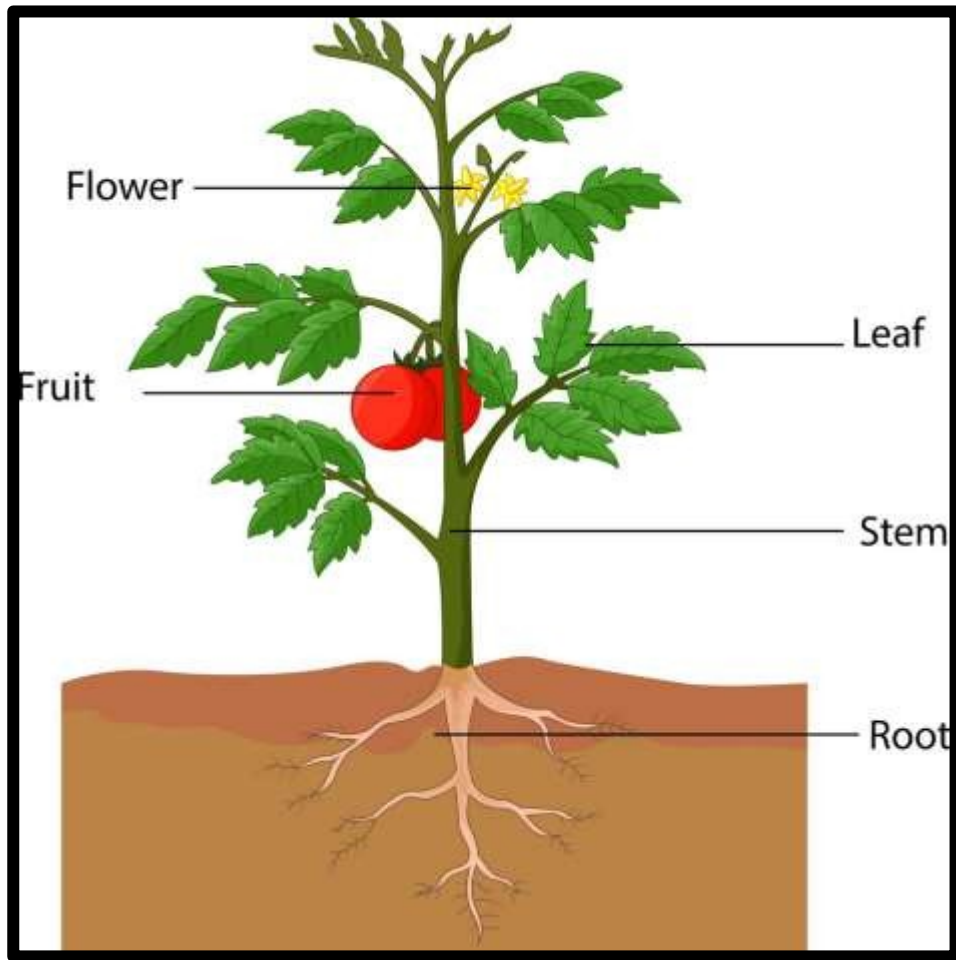


COGNITIVE SKILLS :

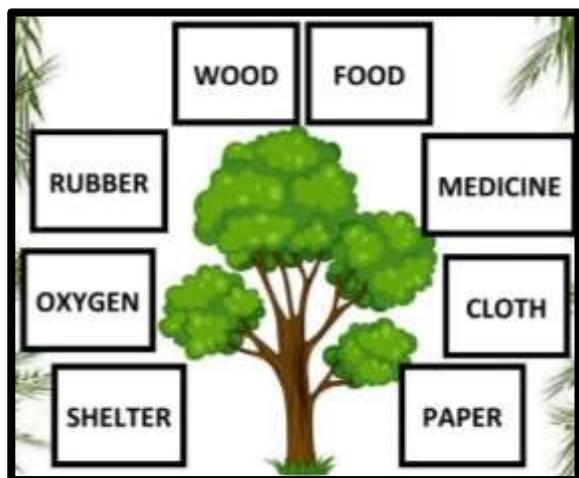
EXPERIMENTATION - GERMINATION OF SEEDS



IDENTIFICATION : Identification of the parts of a plant



OBSERVATION : Things we get from plants



Multi-Sensory Learning:

To observe different types of plants and leaves in their surroundings



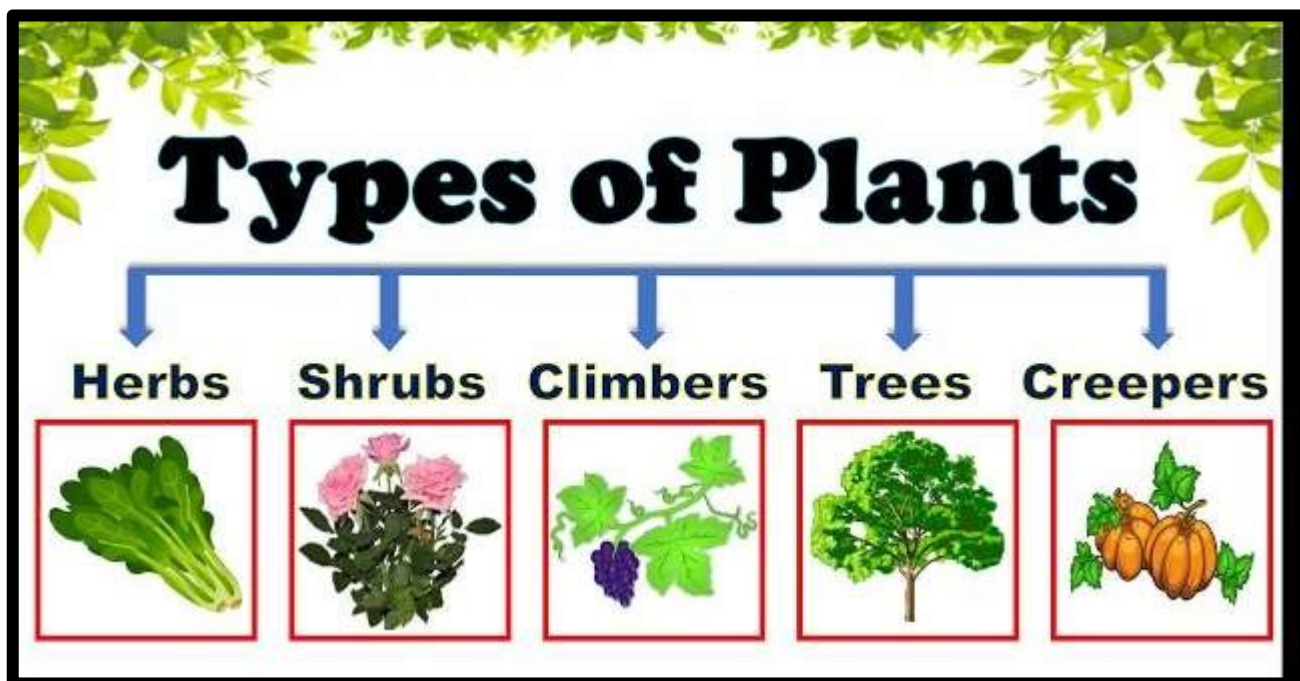
To recognize different plants in the vicinity
(Activity- Signature of trees on 30th August 2024)



Students will collect various leaves from their surroundings and differentiate between them on the basis of size, colour and texture.



Classification : Types of plants



CELEBRATIONS

• DADA J.P. VASWANI'S BIRTHDAY



• INDEPENDENCE DAY

Kindly prepare Tri - coloured rice on **Wednesday, 14th August 2024**
(We can use either food colour or add some veggies like carrot / tomato and capsicum/spinach puree to make tri-colour rice)



• FRIENDSHIP DAY



• RAKSHA BANDHAN



• JANMASHTAMI



Festivals will be celebrated and their significance will be discussed.

Listening and Speaking Skills

English:

Conversation on the topic "How to take care of plants and surroundings" (children will be encouraged to speak short sentences)

- I will not litter.
- I will water the plants.
- I will not pluck flowers.
- I will grow more trees



Vocabulary building- germination, shrubs, herbs, creepers

STORY TIME

STORY SHEET- AUGUST

The Lucky Seed

A long time ago, a farmer took a big bag of seeds to sell at the market. Suddenly, his cart's wheel hit a big stone. Bump! One of the seeds fell out of the bag and onto the hot, dry ground.



'I'm scared!' said the seed. 'I need to be safe under the soil.' Just then, a buffalo walked on the seed and pushed it into the ground. 'I'm thirsty!' said the seed. 'I need some water to help me grow.' Just then, it started to rain.

The next morning the seed had a little green shoot. All day it sat in the sun and grew taller and taller. The next day it had its first leaf. This helped it to catch sunlight and grow. That evening a hungry bird tried to eat it, but the seed had roots to help it stay in the ground.

Many years of sunshine and rain passed. The seed became a plant and then the plant became a tree. Today if you see the tree, it is big and strong and now makes seeds of its own.



Moral : Believe in yourself

PRE-PRIMARY - 3

RHYMES

August

Theme of the Month - Plants
Festival - Independence Day

The Little Plant

In the heart of a seed,
Buried deep so deep.
A dear little plant
lay fast asleep.
'Wake', said the sunshine,
'And creep to the light'.
'Wake,' said the voice
of the raindrops bright.
The little plant heard
And it rose to see,
What a wonderful,
The world might be.



Green, Green Trees

Have you seen,
The green, green trees ?
They clean the air,
and cool the breeze.
Smoke and dust,
And garbage spill,
And dirty water,
makes us ill.
So, let us promise,
to be clean,
To keep our surrounding,
Fresh and green

National Flag

We are Indians bold and free,
we will guard our lovely country.
We salute our flag
with love and pride.
And sing Jan Man Gan
side by side.



जन्माष्टमी



राधे-श्याम, राधे-श्याम,
कितना सुंदर, कृष्ण का नाम।
गवाला बनके गाय चराये,
तान कभी बंसी की सुनाये।
माखन चोर कहलाते श्याम,
राधे-श्याम, राधे-श्याम।



राखी आई

राखी आई राखी आई
हर जगह खुशियों है छाई
राम-श्याम जल्दी आओ
बहनों से राखी बंधवाओ
माथे पर तिलक लगाकर
प्यार के दीपक तुम जलाओ।
पैसे से ना तौलो प्यार
भाई बहन का है त्यौहार।



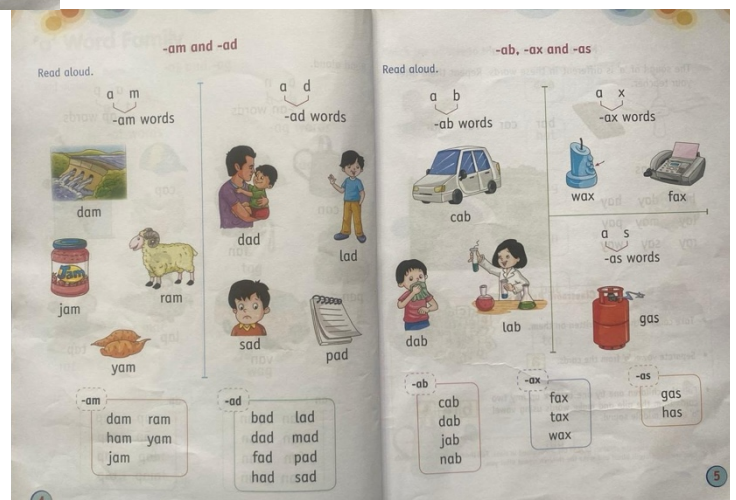
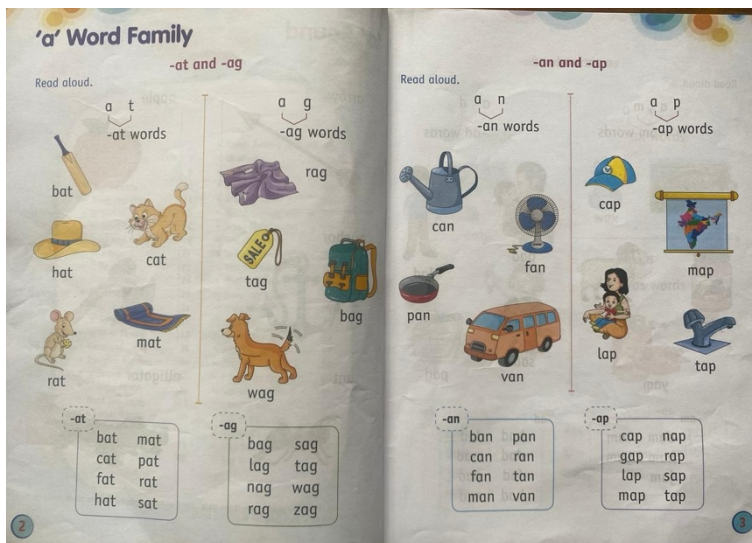
Writing Skill

- Revision of cursive letters a-z in the notebook
- Practice to join two letters and form words like it, on, an, am, at, if, in, is, as, of
- Introduction of *three letter words* of vowel 'a' like cat, tag, tap, lad along with their pictures

Differentiation - Match the picture with the correct letter

Identification - To identify the picture and write the correct letter

Reading Skill - Reading from the reader book of „a“ vowel words



हिंदी

अक्षरों की मौखिक तथा लिखित पहचान
(त, थ, द, ध, न, प, फ, ब, भ, म)

- पाठ्य पुस्तक से पठन
- चित्र पहचानकर अक्षर लिखो
- चित्र बनाओ
- अक्षर को सही चित्र से मिलाओ

क कबूतर	ख खरगोश	ग गमला	घ घड़ी	ङ
च चमच	छ छतरी	ज जहाज	झ झंडा	ञ
ट टमाटर	ठ ठंढेरा	ड डमरू	ढ ढकन	ण
त तरबूज	थ थर्मस	द दवात	ध धनिया	न नल
प पतंग	फ फल	ब बकरी	भ भालू	म मछली
य यज्ञ	र रथ	ल लट्टू	व वन	
ष षटकोण	श शलगम	स साँप	ह हुल	ViaHindi.in

Reasoning and Analytical Thinking Skills-

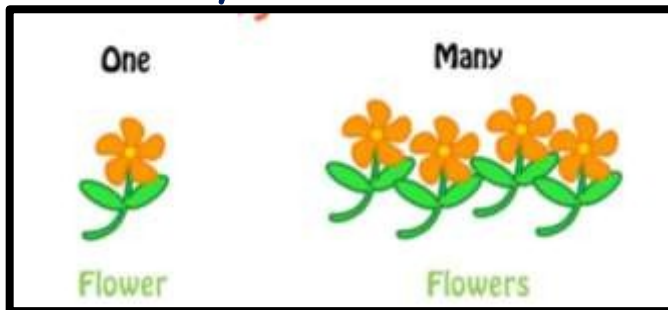
To develop REASONING AND ANALYTICAL THINKING

Pre-Number Concept will be introduced with examples

- Same - Different



- One - Many



Maths

Revision of oral and written counting 1 --- 30

Introduction of -

- Written counting 31 --- 40
- Written counting 1 --- 40
- What comes after?
- Backward counting 20 --- 1



Value Education - Planting and taking care of plants

Children are naturally curious about their world and enjoy exploring their surroundings.

Childhood is the best time to encourage and nurture early interests in nature.

As children learn about the wonder of seeds, the growth of tender new roots, and all the ways in which plants help us, they become sensitized towards nature and find ways to protect it.



Life Skills - Caring for the Environment

Empathy and caring need to be nurtured through direct involvement in meaningful activities. Involving children in the care of the environment is an excellent way to do this as it helps children develop respect and appreciation for all forms of nature.



Attitude- Not to pluck flowers and leaves

Children must be encouraged to not pluck flowers and leaves for they too, contain life. This will in turn help them to respect the bounties of nature and help maintain an ecological balance.



- The value of planting and taking care of those plants is taught to the students through seed germination activity.
- Watering the plants activity is conducted to inculcate in the students, the need to take care of plants.
- Conversation topic is done in the class - "How to take care of plants and surroundings."

FOR PARENTS

- Read out stories to your daughter to inculcate reading habits in her (kindly use books suitable for her age group).
- Make your daughter aware of the importance of having green surroundings, animated story on importance of trees can be shown.
- बोलने वाला पेड़ <https://www.youtube.com/watch?v=Ny-c-2VQEXw>
- Please discuss the significance of festivals like Independence Day, Janmashtami and Raksha Bandhan with your child.
- Show her picture/videos in reality: National Emblem, National bird, National animal, National flower.



Ms. Pooja Pahujani
Pre- Primary Coordinator