



XAVRONICLE

The Summer Rapture!!!

GRADE VII & VIII

List of Activities

**Monday – ‘Photography’
–Ms Shruti Lal**

**Tuesday – ‘Let’s Create Crossword
Puzzle’ – Ms Sugandha Ahuja**

**Wednesday – ‘Challenge the Chef’
Ms Rubina Ahmad**

**Thursday – ‘Story Making’
Ms Nidhi Garg**

**Friday – ‘Designing Invitations’
Ms Ruchi Gera**

**Saturday – ‘Learning By
Experimenting’
Ms. Prachi Sharma**

Monday Activity

PHOTOGRAPHY

By Ms. Shruti Lal



because every picture tells a story....

Activity Dates

- June 1, 2020
- June 8, 2020
- June 15, 2020

Activity Themes

- The beauty of water..
- Life is Beautiful
- Mother Nature

Grades Involved

- Grade VII
- Grade VIII

Grades Involved

- Grade VII
- Grade VIII


Week 1: Photography as a summer activity gave a platform to the talented Xavierians to bring together the knowledge about the art and science of Photography. It gave them a chance to learn photography and employ their camera to the completest. With the vision to make the world more beautiful through the eyes of camera, students clicked different images on theme 'The beauty of water.'

Week 2: Photography club allowed students to learn about and enjoy photography. Students improved their picture taking skills, interacted with other photographers and shared their clicks. During week 2, students clicked creative pictures on the theme 'Life is beautiful!'

Week 3: The goal and purpose of the club was to involve students who have an interest in photography and show an appreciation for what photography can say. The budding photographers expressed themselves through the lens of their cameras on the theme 'Mother Nature.'




"You don't take a photograph; you make it"



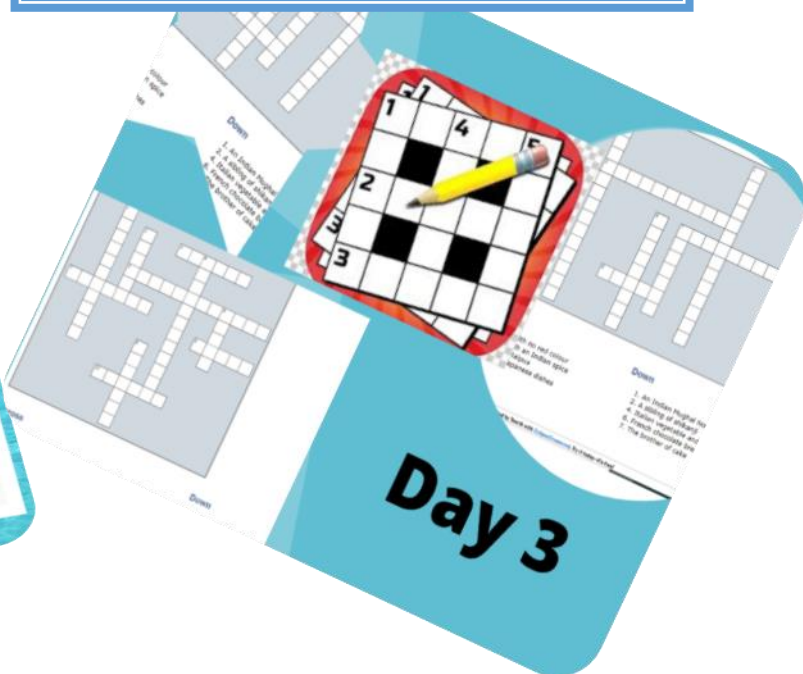

Lets Create Crossword

“The nice thing about doing a crossword puzzle is, you know there is a solution.”

Tuesday Activity
By Ms. Sugandha Ahuja



Students of Grade VII & VIII were involved in summer activity “Lets create a crossword”. The students learnt to create online crosswords using software “Eclipse”. On day 1, the students were asked to download the software “Eclipse” used for the creation of the crossword puzzles. Using this software, they could easily create a lot of interesting crossword puzzles which they shared with their friends and family members to play. Activity was conducted on every Tuesday during the summer vacations from 1st June- 21st June. A



Students got friendly with the software used and could create crosswords based on some funny riddles, their favourite sport, their favourite subject, different cuisines and so on. They exchanged the crosswords created by them with their friends to play during the class.

As a result of the activity conducted for the grades VII and VIII, the students are now able to make different sort of crossword puzzles related to the academics and it is helping them create different assessments which can be shared with their friends for peer study.

Challenge the chef



Rudransh Pratap Singh VIII B



Akshita Hans
VIII B



Sahil Guttikonda
VIII A



Tanishq Sumitrana
VIII B

1. **Week One** - 'Chocolate Laddoos' made from the freshly crushed Marie biscuits for the base, and 'Crunchy Roasted Maggi Bhel'. The maggi was just dry roasted beforehand and cooled before use. The ingredients and the dishes were specially designed keeping in mind the use of fresh and healthy ingredients.

2. **Week Two** - Was named Indulgence pallet - In the second week the students learnt how to prepare a lavish spread to sooth the craving for sweet tooth with - 'Double Chocolate Mousse', 'Strawberry Frappuccino' and a cool and refreshing fruit based drink called the 'Watermelon Mojito'.

3. **Week Three** - No Bake Savoury 'Chia and Bread Rolls', which was soft and refreshing with the crunchy, yummy bell pepper, carrots and a variety of salad ingredients were used to smack the delicious breakfast craving. The nutritional need was considered for the health factor. And second dish for the day was a lip - smacking crunchy Dip called, 'Roll in the veggie cream'.



CHOCOLATE MOUSSE
Sahil Guttikonda
VIII A



Strawberry Frappuccino



Watermelon Mojito



Double chocolate mousse



The sweet tooth indulgence



Soulful indulgence



Lemon and Berry crush

चलो! कहानी रचना करें

“कहानी - साहित्य की सबसे पुरानी विधा है, जनजीवन में यह सबसे अधिक लोकप्रिय है।”

Thursday Activity
By Ms. Nidhi Garg

कक्षा सातवीं और आठवीं के विद्यार्थियों ने ग्रीष्म गतिविधि " चलो! कहानी रचना करें" में प्रथम दिन विभिन्न शब्दों की लड़ी के माध्यम से कहानी रचना करने का प्रयास किया। विद्यार्थियों ने इस बात को सार्थक किया शब्द के विषय में सोचिए और कहानी बनती चली जाएगी। अलग अलग शब्दों से कहानी रचना करना विद्यार्थियों के लिए काफी उत्साहित था। विद्यार्थियों ने बढ़-चढ़ कर कहानी रचना की।

दूसरा दिन

“कहानी लेखन आसान है। आपको बस इतना करना है कि आप गलत शब्दों को पार करें और सही शब्दों को चुनें।” विद्यार्थियों ने दूसरे दिन विभिन्न चित्रों के माध्यम से कहानियों की रचना की। विद्यार्थियों ने बहुत ही कम समय में एक सुन्दर कहानी बनाई। प्रत्येक विद्यार्थी ने इस गतिविधि में उत्साहपूर्वक भाग लिया व कहानी रचना की।

तीसरा दिन

“कोई भी आपकी कहानी नहीं बता सकता है इसलिए इसे खुद बताएं। कोई भी आपकी कहानी नहीं लिख सकता है इसलिए इसे स्वयं लिखें।” इस विचार से विद्यार्थियों ने स्वयं विषय चुनकर स्वरचित कहानी की रचना की। विद्यार्थियों ने गतिविधि काफी उमंग के साथ की। जिसके परिणाम स्वरूप कहानियों को कलात्मक एवं विवरणात्मक ढंग से प्रस्तुत किया।



DESIGN Invitations

Friday Activity
By Ms. Ruchi Gera

The 'Designing Invitations' activity was a great hit amongst the tech savvy Xavierians. The participants got an insight into the features like Page Layout, WordArt, Text Box etc. The creative examples of different invites from around the internet were the highlight of the session. It helped students to get different invitation ideas, widen their horizons and introduced them to various editing tools available. The graphic images and marvelous amount of invites made by the students were a visual treat. Overall, all the three sessions were highly interactive and innovative.



"Design transcends agenda. It speaks to the politics of optimism."

Learning By Experimenting



In 1st class on 6th June, concept of density was explained with the help of different liquids like coloured water, rooh-afza, liquid dishwasher, honey and refined oil. Along with this, reactions between acids and bases i.e. neutralisation reaction was also discussed with the help of different examples like vinegar, lemon juice, ENO, baking powder. At last concept of water surface tension was demonstrated to the students with the help of water, talcum powder and soap solution.



In 2nd class on 13th June, concept of atmospheric pressure was explained with the burning candle, coloured water and beaker. Due to inverted glass placed in coloured water, first the candle got extinguished followed by increased level of water in the glass. Later milk rainbow was shown. Dissection of hibiscus flower was demonstrated to the students. Different parts of flowers were shown. A video related with 'Existence of some amazing materials'.



In 3rd class on 20th June, class was started with the demonstration of concept of 'lateral inversion' and 'Refraction' followed by reaction between soft drink and milk which resulted in the formation of sediments of fat particles of milk and acid present in soft drinks. Third experiment was very interesting as thermocol sheets were shown to be dissolved in petrol. Next was the formation of lava lamp. Last one was to produce electrostatic force of attraction by considering the examples of scale and paper pieces.



APPROBATION

Chaliye Kahani Rachna Kare -the whole idea of story formation and enabling the child to think was a great initiative and learning session. It taught them to think and create stories-

Sashreek Shubhashish

(VIII D)

Parent Name: Mrs.Sarita

Rishidha attended **photography sessions** by Shruti mam and I must say her interest in this subject has increased manifolds by the guidance showered by the teacher. She has started finding happiness and beauty in everything around. Attaching few of the captures by her around the house.

Rishidha Katna (VIII-B)

Parent Name- Ms. Shiwani Katna

Challenge The chef- Pretty interesting session . Excitement was high to learn, cook and show the skills to parents ! Kids loved the outcome of the session - it was a visual treat the muffins and the watermelon cool drink and so on !

Sashreek Shubhashish

(VIII D)

Parent Name: Mrs.Sarita Pradhan

. Lets create crossword puzzles:-

Classes were amazing because it enhances their knowledge and they have fun while creating crosswords and solving them. Mind blowers.

Akshita hans (VIII- B)

Parents Name: Mr. Rahul Hans

Mrs. Rajni Hans

Dear Ma'am,

Just wanted to tell that today's **experiment class** was amazing! I really enjoyed a lot. It was both entertaining and equally informative. I really learnt a lot. My mother loved it too. She was quite impressed. Ma'am, do keep teaching and entertaining us just like this. Thank You

Swastika Basu (VIII-D)

Parent Name- Ms. Sangeeta Basu

Good evening ma'am . It was a great initiative. I really appreciate that . I am glad that Rhea enjoyed all the classes.

She loves **cooking** so she enjoyed the cooking class a lot. She made chocolate balls. I am sending the pic also. Thank you.

Rhea Pillai (VIII A)

Parent name- Sudhir Pillai

Designing invitations:- Exemplary. Children learnt to create new invitations, designs, which enhanced their technicalities skills. Really thank all the teachers for working so hard even in summer vacations. Really appreciated.

Learned and enjoyed a lot new things.

Thanks once again to all the teachers.

Akshita hans (VIII- B)

Parents Name: Mr. Rahul Hans

Mrs. Rajni Hans

Feedback of Parent -summer activities were great and added to the skill set of my ward. Specially the cooking activity....sara made some of the most delicious dishes which even I was not capable of...kahani rachna helped to bring out the confidence and unleashed the creativity...computer classes helped much in desiging and creating invites ..Feedback of student- enjoyed all the summer activities thoroughly.

Sara Seth- (VIII C)

Parent Name- Preeti Seth

This Summer vacations when kids could not go out it would have been very Difficult to keep them busy . Thanks to school management and Ma'am for conducting activity classes. Dhruv has attended almost all the classes . He has enjoyed each and every class. From clicking pictures to solving puzzles , listening to stories and making greeting cards . These were nice innovative classes besides regular studies. Thanks for all the efforts by different Ma'am's for making it possible .

Dhruv Bakshi (VIII B)

Parent Name- Ms. Konika Bakshi

Designing Invitations- Gave them a glimpse to the world of designing and creativity. How to design birthday cards on Microsoft word was a great learning. - Student- Sashreek

Shubhashish (VIII D) Parent Name- Ms. Sarita

The summer activities really help me to enhance my skill and made me passionate about cooking. I got interest in photography and learnt new ways to make crossword puzzles designing invitations, making story was really amazing. Above all I would really like to share with thank my teacher for all the opportunities that they gave and I would thank my parents for enrolling me in such a great school.

Abhinav Dokania (VIII D) , Parent Name- Mr. Sunil Kumar