



# Brain International School

Recognised Senior Secondary School, Affiliated to CBSE  
Vikas Puri, New Delhi

## F.I.T WORKSHEET - AUGUST

### TOPIC – CH-3 INTRODUCTION TO PAINT

NAME :- \_\_\_\_\_ CLASS :- I- \_\_\_\_\_ DATE :- \_\_\_\_\_

Q1. Tick (✓) the correct option :-

A. \_\_\_\_\_ program is used to draw and colour.

- 1) Note pad
- 2) Calculator
- 3) Paint

B. \_\_\_\_\_ tool is used to draw straight lines.

- 1) Line
- 2) Circle
- 3) Brush

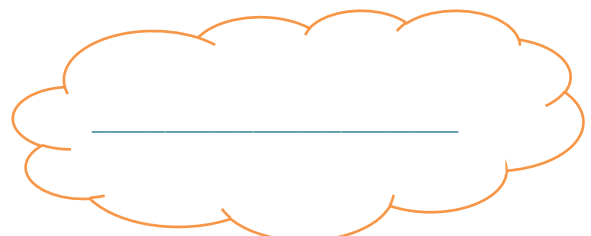
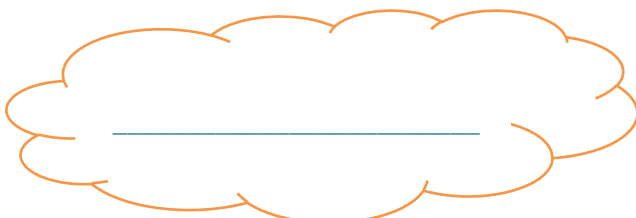
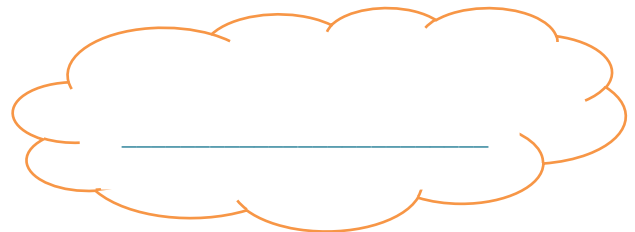
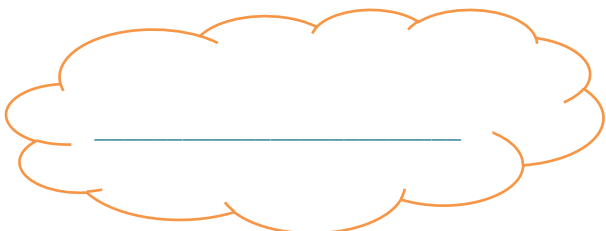
C. \_\_\_\_\_ contains the all tools for drawing.

- 1) Canvas
- 2) Colourbox
- 3) Toolbox

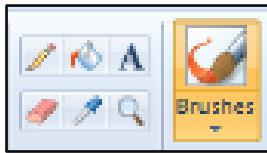
D. \_\_\_\_\_ tool is used to erase the drawing.

- 1) Line tool
- 2) Erase tool
- 3) Brush

Q2. Write the names of four different tools that we use in paint program :-



Q3. Label the components of the Paint window :-



Q4. Write the correct order of these steps in given boxes to start Paint program :-

- Click on Paint.
- Click on the Start button.
- Click on the Windows accessories.

Q5. Write the correct order of these steps in given boxes to save drawing :-

- Click on the Save button.
- Click on File tab.
- Type the name of your file in the File name box.
- Click on Save command from the menu.