







| Day & Date | Activity / Concept / Topic | | | | | | | | |
|--------------------------|--|-----------|---------|---------|----------|--------|----------|----------|---------|
| Tuesday 6 August 2024 | <p style="text-align: center;">HINDI</p> <p>उ की मात्रा शब्द</p> <table style="width: 100%; border: none;"> <tr> <td style="width: 50%;">1 गुड़िया</td> <td style="width: 50%;">2 जुराब</td> </tr> <tr> <td>3 गुलाब</td> <td>4 बुलबुल</td> </tr> <tr> <td>5 कछुआ</td> <td>6 चुहिया</td> </tr> <tr> <td>7 गुजिया</td> <td>8 मुरगी</td> </tr> </table> | 1 गुड़िया | 2 जुराब | 3 गुलाब | 4 बुलबुल | 5 कछुआ | 6 चुहिया | 7 गुजिया | 8 मुरगी |
| 1 गुड़िया | 2 जुराब | | | | | | | | |
| 3 गुलाब | 4 बुलबुल | | | | | | | | |
| 5 कछुआ | 6 चुहिया | | | | | | | | |
| 7 गुजिया | 8 मुरगी | | | | | | | | |
| | <p style="text-align: center;">MATHEMATICS</p> <p>Subtraction</p> <p>Introduction through page number 69 and 70 of Joyful Maths.</p> <p>Practice Assignment- Practice page number 67 of Joyful Maths.</p> | | | | | | | | |
| | <p style="text-align: center;">ENGLISH</p> <p>Introduction of Naming Words</p> <div style="text-align: center;"> <p>NOUN (Naming Words)</p> <div style="display: flex; justify-content: space-around; align-items: center;"> <div style="text-align: center;"> <p>Person</p>  </div> <div style="text-align: center;"> <p>Place</p>  </div> <div style="text-align: center;"> <p>Things</p>  </div> <div style="text-align: center;"> <p>Animal</p>  </div> </div> </div> <p>Person - Rahul, Siya Places - Delhi, school Things - pen, table Animals – dog, cat</p> <p>Practice Assignment- Draw / Paste the picture of any 4 Nouns and name in the notebook.</p> | | | | | | | | |
| | <p style="text-align: center;">LITERATI</p> <p>Character Play – Students enacted their favourite character of a story.</p> | | | | | | | | |