

**Sadhu Vaswani International School For Girls
Shanti Niketan, New Delhi-21**

AUGUST 2024

**MONTHLY BULLETIN
PRESCHOOL**

TOPIC- PLANTS

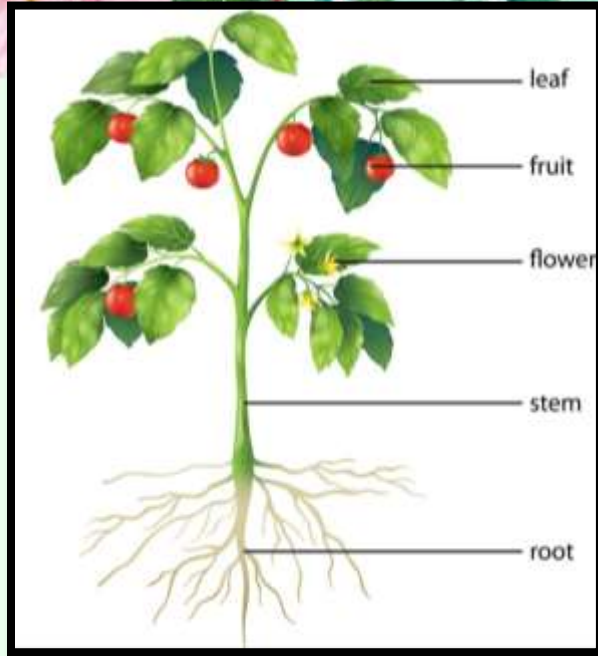


COGNITIVE SKILLS

**Experimentation-
Germination of Seeds**



Identification-
Parts of a Plant



Observation-
Things we get from plants



Multi Sensory Learning-

- Nature Walk (to observe different types of plants and leaves)
- To recognize different plants around them (Activity- Signature of leaves)




Classification-

Types of plants e.g. shrubs, herbs, creepers



Analytical Thinking-

Through an activity the students will be able to explore what all plants require to grow.



CELEBRATIONS-

DADA J.P VASWANI'S BIRTHDAY



FRIENDSHIP DAY

INDEPENDENCE DAY



Kindly prepare Tri-coloured sandwich on **Wednesday, 14th August 2024**. (We can use either food colour or add some veggies like carrot and capsicum/spinach puree to make tri-colour sandwich)

RAKSHA BANDHAN

JANMASHTAMI



Festivals will be celebrated and their significance will be discussed.


LANGUAGE SKILLS

Listening and Speaking Skills

Conversation on the Topic- 'How to take care of plants and the surroundings.'
(Students will speak short sentences-

- Plants need air, water and sunlight to grow.
- Do not pluck flowers.
- Water the plants daily, etc.)

VOCABULARY BUILDING- seeds, roots, stem, trunk, branches, bud



STORY SESSION- "The Rose Plant"


(through puppet show, activity and dramatization by students)

AUGUST

The Rose Plant

Once upon a time there was a rose who was very proud of her beautiful looks. Her only disappointment was that she grew next to an ugly cactus. Every day, the rose would insult the cactus on his looks while the cactus stayed quiet. All the other plants in the garden told the rose that she is wrong, but she was proud of her own good looks.

One summer, the well present in the garden grew dry and there was no water for the plants. The rose began to droop. She saw a sparrow dip her beak into the cactus for some water. Though ashamed, she asked the cactus if she too could have some water. The kind cactus readily agreed and they both got through the tough summer, as friends.



Moral: Respect everyone

PRE-SCHOOL -3

CHUCHU AND THE PLANT

<https://youtu.be/Uh7HtdMVGs0?si=EjXZWzFff3DaO49D>



Recitation- Rhymes related to the topic

PLANTS

August

FIRST THE SEED

First the seed, then the grain
Thank you God for the sun and the rain
First the flour then the bread
Thank you God that we are fed
Thank you God for all your care
Help us all to love and share.



राखी

आया राखी का त्यौहार,
लाया खुशियाँ अपरमपार ।
बहना ने जब राखी बाँधी
भैया ने तब बर्फी खाई ।
हाथ जोड़ फिर करी वन्दना,
प्यार हमारा रहे बना ।



TREES

Trees are big, and trees are small,
Some are short and some are tall.
They give us shelter, they give us food,
don't think of them as firewood.

If they could talk, they would say,
we harm no one please stay away.
so let us try and save the trees,
and enjoy their fresh and cool breeze
Let's all of us pledge today
about their value let's convey.



वीर सिपाही

हम भारत के वीर सिपाही,
कभी नहीं घबराएँगे।
जाड़ा, गर्मी, वर्षा में भी,
आगे बढ़ते जाएँगे।

जो भारत का दुश्मन होगा,
उसको मार गिराएँगे।
लेकर हाथ तिरंगा झण्डा
जय-जयकार लगाएँगे।

जन्माष्टमी

राधे श्याम , राधे श्याम,
कितना सुन्दर , कृष्ण का नाम ।
ग्वाला बनके गाय चराये,
तान कभी बंसी की सुनाये ।
माखन चोर कहलाते श्याम ,
राधे श्याम, राधे श्याम ।



GOOD MANNERS

We say "Thank You"

We say "Please"

We don't interrupt or tease.

We don't argue, we don't fuss

We listen when others talk to us.

We share our toys, we take our turn.

Good Manners aren't too hard to learn,



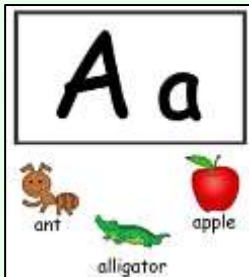
It's really easy, when you find ,

Good manners means, just being kind.

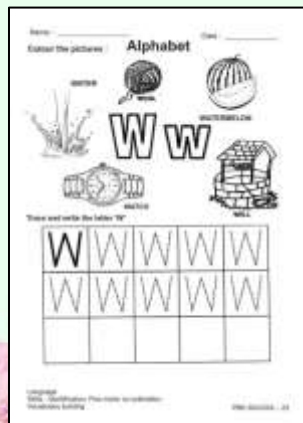




Recognition Skills: Recognition of letters A-----J (through phonetics)



Words beginning with the above letters.
(for example: A-Ant, Apple, Aeroplane, Apron, Alligator)



Writing Skills: Formation of the letters with the help of crayons. e.g. H, N, M, V, W



To develop Reasoning and Analytical Thinking Skills

NUMBER WORK- Writing of numbers 4, 9 with value (with the help of crayons)


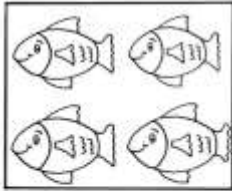
Name : _____ Date : _____


COLOUR THE NUMBER Practice tracing the number

4

4	4	4	4
4	4	4	4
4	4	4	4

Colour the group that has 4/ objects.



NUMBER CONCEPT
Skills : Identification, Value counting & Fine motor co-ordination PRE-SCHOOL - 9



Name : _____ Date : _____


COLOUR THE NUMBER Practice tracing the number

9

9	9	9	9
9	9	9	9
9	9	9	9

Colour the group that has 9/ objects.



NUMBER CONCEPT
Skills : Identification, Value counting & Fine motor co-ordination PRE-SCHOOL - 11

Value Education- Caring towards Nature

Children would learn to water the plants, care for plants and keep their garden/ plant area clean.



Life Skills- Awareness

Students will learn about the importance of plants, taking care of the environment, not to pluck the flowers and leaves and nurture them with water everyday.



Attitude-Discipline

Children must be encouraged not to pluck flowers and leaves for they too, have life. This will in turn help them to respect the bounties of nature and help maintain an ecological balance.



For Parents

- Take the child for Nature walk and show her different types of leaves, flowers, insects and worms that are found in the garden / plant area.



Help the child identify leaves of at least three different common plants (e.g – Tulsi, Neem, Peepal)



- Parents to reinforce pre-number concepts (e.g- big /small, far / near, in/out, empty /full) in daily conversation.
- Please discuss the significance of festivals like Independence Day Raksha Bandhan and Janmashtami with your child.
- Show her pictures, videos or in reality the National Emblem, National Bird, National Animal and National Flower.

Ms. Prabhleen Kaur
Pre-School Co-ordinator