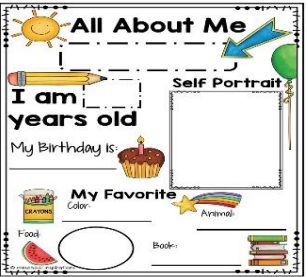
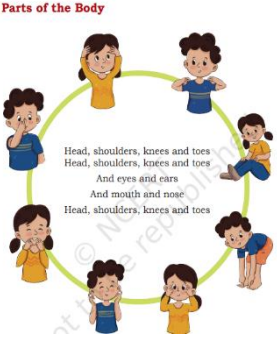





## Syllabus Mapping Class I (2024-25)

TIME PERIOD AND TOPIC	ENGLISH	HINDI	MATH	GENERAL AWARENESS	ASSESSMENT
<p><b>April</b> <i>Theme: My Body, Self-awareness</i></p> <p><b><u>Domains covered:</u></b></p> <ul style="list-style-type: none"> <li>Physical Development</li> <li>Cognitive Development</li> <li>Language Development</li> <li>Social and Emotional Development</li> <li><b>Sensory Integration:</b> Sense of touch, sense of sight</li> </ul>	 <p>My name game: Finding words that start with the same letter. Poem-Two little hands pg 1 and 2 of Mridang textbook</p>  <p>Talking in pairs (Body parts)</p>	<p><b>मैं और मेरी पसंदीदा चीजें</b> (छात्र अपनी पसंदीदा चीजों जैसे खाना, किराएँ, रंग के चित्र बनाएँगे)।</p> <p><b>अपनी खुशी का अनुभव</b> छात्र कक्षा में बताएँगे कि उन्हें कब उन्हें अत्यधिक खुशी का अनुभव हुआ था।</p> <p>शहर और प्यजन तीन चार अक्षर शब्द</p>	<p>Activity-Doing different activities like jumping, clapping using different body parts. (Students will count the number of fingers and toes they have. They will draw their hands and feet, labelling each digit with a number)</p>  <p>Let us Play - Mime with Fingers</p> <p>Show 3 fingers to your friend. Your friend has to show 3 fingers but in a different way. Similarly, you can play for other numbers. What are the different ways of showing 4 fingers using one hand?</p>  <p>Let us Play Rhymes</p>	<p><b>My Body</b> <b>Story telling through puppets</b> <b>Stranger danger</b> <b><u>My Safe Circle-</u></b> Teacher will discuss and help students identify the people with whom they feel safe. Children will draw or paste the pictures of people in their safe circle.</p>  <p>Draw/Paste the pictures of people in your safe circle. MY SAFE CIRCLE</p>	<ul style="list-style-type: none"> <li>Know me (Speaking skill)</li> <li>Worksheet</li> <li>Dictation</li> <li>Lets Know each other (Peer Assessment)</li> </ul>

## Socio Emotional Skills:

Personal growth and well-being, , Problem solving, communication, enhancement of vocabulary, collaboration.

## Developmental milestone:

- Cognitive and Intellectual Development, Literacy, Gross and fine motor skills.


## Unit 1: My Family and Me

**B. Talk in pairs**  
Ask your partner questions such as the ones below.

Nitin: What is this?  
Neha: This is my nose.  
Neha: What are these?  
Nitin: These are my shoulders.  
Nitin: What is this?  
Neha: This is my mouth.  
Neha: What are these?  
Nitin: These are my ears.  
Nitin: What is this?  
Neha: This is my mouth.  
Neha: What are these?  
Nitin: These are my hands.  
Nitin: What are these?  
Neha: These are my legs.



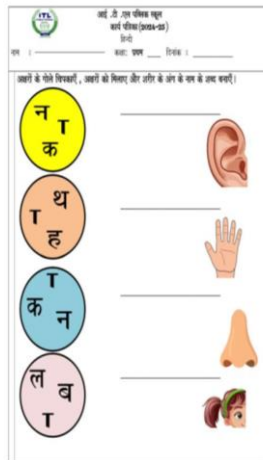
Alphabets (Vowel, consonants)  
**Activity:**  
**Vowel's hand**  
Students will trace their hand, write vowel on each finger and decorate it in their own way.



Students will be provided with flashcards of labelled body parts, each indicating an underlined vowel. They will sort these cards into

आ की मात्रा

छात्र हिंदी अक्षरों का उल्लेख करते हुए वृत्त के कटआउट चिपकाएंगे। वे अक्षरों को सुलझा देंगे और शरीर के किसी भी हिस्से को दर्शाने के लिए एक शब्द बना देंगे।



## Counting 1 - 100



## Backward Counting 50 - 1



## Concept: Number Name s 1 - 10

Activity: Count 'n  
Connect: Body Math Adventure - Students will recite a poem 'Two Little Hands' and identify the body parts by counting them and describing their features. Later, write the name of

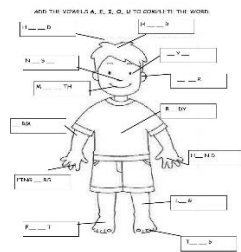
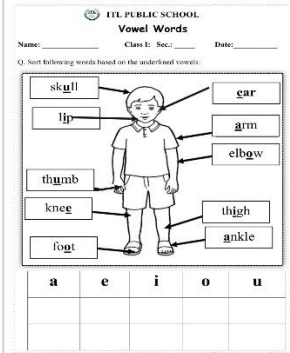
Children will do different activities like running, jumping using their body parts.  
Eg Legs- running, walking, jumping  
Hands- Clapping, holding, lifting




Activity - Making parts of our body using play dough or wheat flour dough.



groups based on the underlined vowel. Later on a worksheet will be given based on the same pattern.



**Alphabetical Order-**Arranging the alphabet in order



आ की मात्रा आम की कहानी




मीना का परिवार पटन आ इ की मात्रा अक्षरों के चित्र में दिए गए परिवार के सदस्यों को पहचाने और वे घर में किस तरह मदद करते हैं?



दादा दादी अक्षरों के बच्चों द्वारा कक्षा में कविता वाचन किया जाएगा

numerals with body parts.



Chapter 3,4 of Joyful Maths



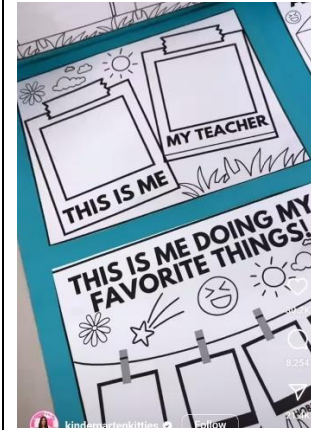
Greater than, less than, equal to



Before, between and after



Snapshot on myself



--	--	--	--	--	--