

# SADHU VASWANI INTERNATIONAL SCHOOL FOR GIRLS SHANTINIKETAN, NEW DELHI- 21

## PRE- PRIMARY MONTHLY BULLETIN

**JULY, 2024**

THEME OF THE MONTH: **WATER**  
**MONSOON**

### COGNITIVE SKILLS:

#### Identification-

Identify natural sources of water like lake, pond, ocean, sea, rain



SEA



POND



RAIN



LAKE

**Recognition-** Recognise five uses of water like drinking, washing, etc.



*Drinking*



*Washing*



*Watering the plants*



*Cooking*



*Bathing*



*Brushing*

**Experimentation** - An experiment will be conducted to explain the properties of water



*Water is colourless*

*Water is tasteless*



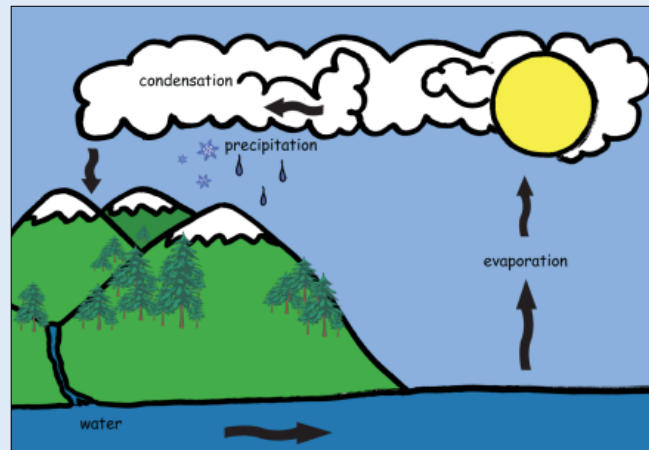
**Observation** - Name things that can protect us from getting wet on a rainy day



**Analytical Thinking:** Suggest any three ways to save water  
(Conservation of water)



## Water Cycle



### Vocabulary Building Words:

**monsoon, puddle, drench, droplets, lightning, thunder, sink, float**


### Conversational Skills:

**To enhance conversational skills children will speak short sentences on how to conserve water**


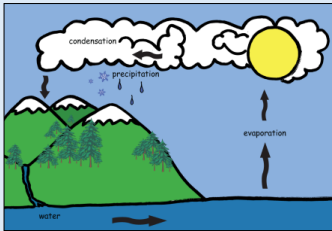
# ART INTEGRATION:

## Creativity & Motor Co-ordination

### PAPER FOLDING: Fish / Paper Boat



### DRAW & COLOUR: Water Cycle, Water Animals, Rainbow



### POSTER DESIGNING:



**Conserve Water:**  
**Every drop Counts! It's Precious!!**




# LANGUAGE SKILLS:

## LISTENING & SPEAKING SKILLS

### STORY TIME

#### ***MONKEY AND THE CROCODILE***

(through activity and dramatization)



There was a tree on which many monkeys lived. In the nearby pond a pair of crocodiles lived. One day the female crocodile fell ill. The doctor said that only the heart of a monkey could save the crocodile. The crocodile offered each of the monkey to accompany him for a joy ride in the pond. None of them agreed.

Lastly an old monkey agreed. The monkey enjoyed the ride.

When they were in deep waters, the crocodile told him his purpose. He said that he wanted the monkey's heart. The monkey got afraid and started thinking how to get out of the difficult situation. Then, he thought of a plan. The monkey said, to the crocodile, "Please take me back. I have left my heart on the top of my tree. I can give it to you there".

The crocodile got convinced and took him back to the bank.

The monkey went up the tree and disappeared.

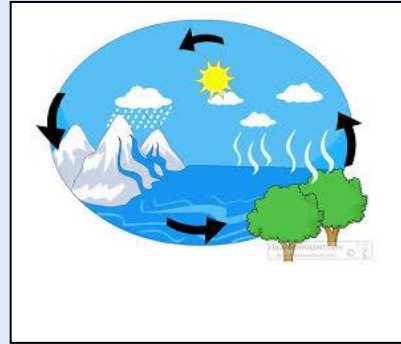
**MORAL:** Presence of mind always works.

<https://youtu.be/7bFt2mvMEsE?feature=shared>

## RHYME TIME

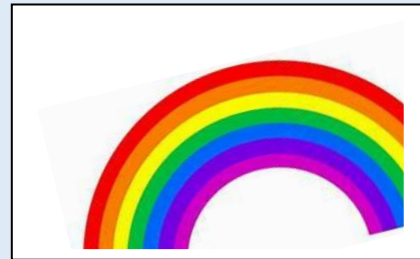
### बारिश की बूंदें

सूरज की गर्मी से देखो  
पानी बन गया भाप  
छोटी-छोटी बूंदें इसकी  
चल दी अपने आप  
ऊपर जा कर बने वो  
बादल काले और घनघोर  
बादल गरजा, बिजली चमकी  
बारिश होगी ज़ोर !



### A Rainbow

There is a rainbow in the sky  
Do you know how it comes by?  
Drops of water through the sunlight  
Gave the sky this pretty sight  
Seven colours can be seen  
Red, yellow and lovely green  
Violet, indigo and blue  
There's orange in it too !




### Five Little Lady Birds

Five little lady birds climbing the door  
One flew away and there were four  
Four little lady birds sitting on a tree  
One flew away and there were three,  
Three little lady birds sitting on a shoe  
One flew away and there were two,  
Two little birds looking for some fun  
One flew away and then there was one,  
One little lady bird sitting under sun,  
One flew away and there were none.



### काले बादल

उमड़ घुमड़ कर बादल आते  
रिमझिम - रिमझिम वर्षा लाते  
पल में आते पल में जाते  
कभी गरजते कभी बरसते  
उमड़ घुमड़ कर बादल आते  
इंद्रधनुष के संग परस्ते  
सा रे गा मा पा धा नि उमड़ घुमड़ के बादल आते !





## **Incy Wincy Spider**

Incy Wincy Spider  
Climbed up the water spout.  
Down came the rain  
And washed poor Incy out.  
Out came the sunshine  
And dried up all the rain.  
And Incy Wincy Spider  
Climbed up the spout again.




# ENGLISH

## LISTENING & SPEAKING SKILLS

### CONVERSATION: MY FAMILY

(Students will speak short sentences related to the topic)



- I have a big / small family.
- There are \_\_\_\_\_ members in my family.
- I love to spend time with my family.
- I eat / play / enjoy with my family.

## RECOGNITION SKILLS:

- Recognition of cursive letters *p - z* (through phonetics)
- Vocabulary building: words beginning with these letters

Students will be able to listen and differentiate letters on the basis of phonic sounds for e.g. A says ऐ B says ब

- Revision of cursive letters *a - z*
- Picture reading from the reader

## WRITING READINESS

Formation of *cursive letters*:

- *Tracing on Sand*
- *Clay modelling*




## Rainbow writing

### WRITING SKILLS:

#### WRITING

Cursive letters  
in the notebook



#### DIFFERENTIATION

Match the picture  
with the correct  
letter



#### RECOGNITION

Recognize the  
pictures and  
write the  
correct letter.



#### ART

#### INTEGRATION

Draw the  
picture with the  
given letter



### READING SKILL:

- Reading of two letter words-

*in, on, at, am, an, it, is, of, as, if*

- Picture reading from the Reader of three letter words of vowel 'a'.




हिंदी:

\* स्वरों की पुनरावृत्ति



\* अक्षरों की सचित्र मौखिक और लिखित पहचान

क	ख	ग	घ	ङ
च	छ	ज	झ	ञ
ट	ठ	ड	ढ	ण

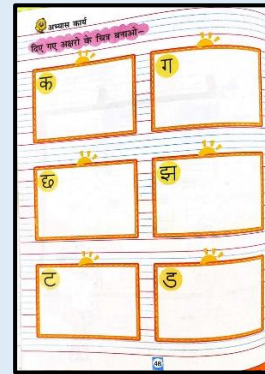



\* पाठ्य पुस्तक से पठन




\*चित्र पहचान कर अक्षर लिखो

\*चित्र बनाओ ( कला एकीकरण )



\*चित्र को अक्षर से मिलाओ



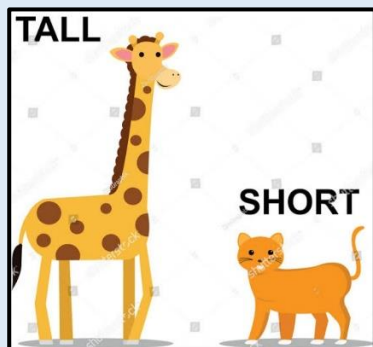
\* दो अक्षर वाले शब्दों की मौखिक पहचान  
जैसे - कप ,नल ,फल ,टब इत्यादि



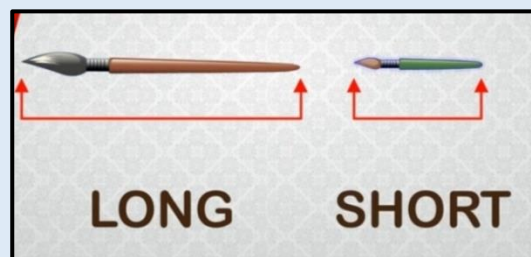

# REASONING & ANALYTICAL THINKING

To develop these skills, following PRE-NUMBER CONCEPTS *will be introduced with examples*

## TALL / SHORT



## LONG / SHORT






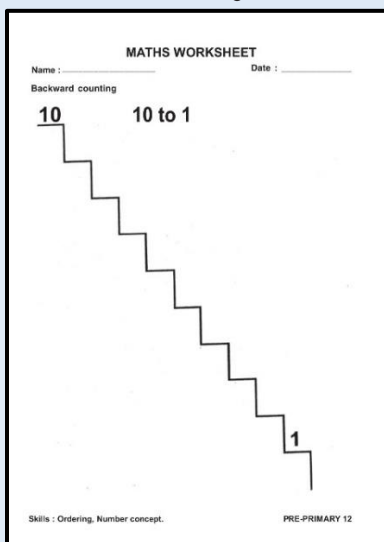
## HEAVY / LIGHT



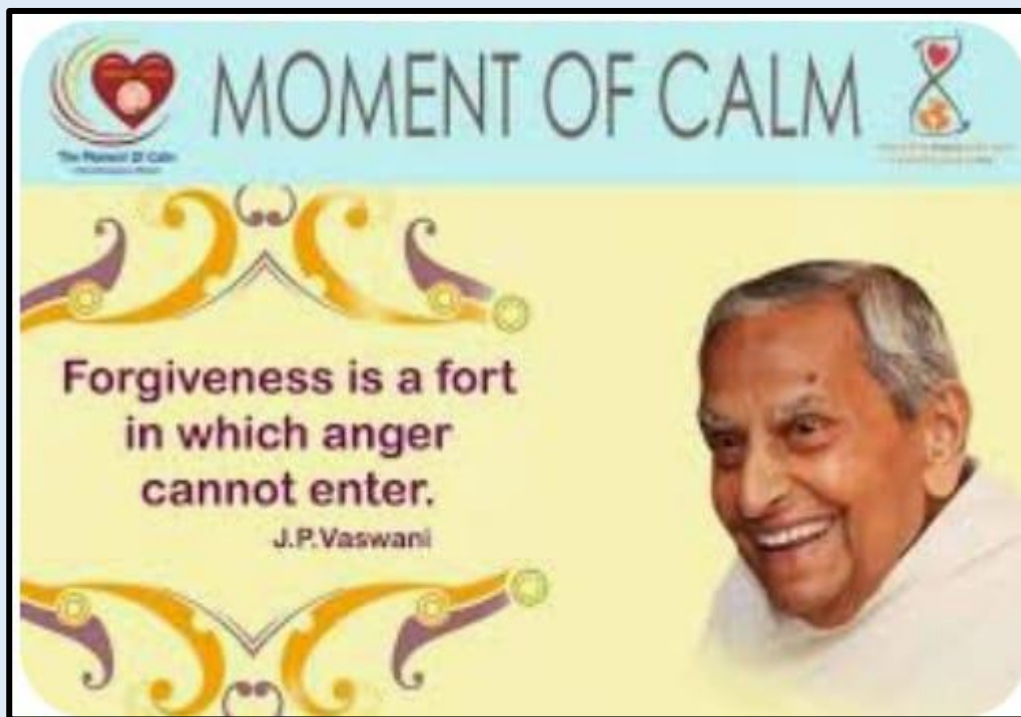


## MATHS:

- Revision of Oral Counting 1----20
- Oral and Written Counting 21----30
- Introduction of Counting 1----30
- Introduction of Backward Counting 10--1
- Match the number with the objects
- Count & Write
- Draw the objects of the given number Same exercises in the workbook







**Revered Dada J.P.Vaswani's birthday ( 2<sup>nd</sup> August) is a month long celebration with various activities held under the theme- "Choose Forgiveness, - Choose Happiness"**

**Our young learners will be engaged in:**

- **Creating Forgiveness craft on 9<sup>th</sup> July,2024**
- **Bird Feeding activity on 11<sup>th</sup> July,2024**
- **G.A QUIZ 30<sup>TH</sup> July ,2024**



## VALUE EDUCATION-

Water is the life line of all living beings. It is an important source of life, so children of today should learn how to conserve water and not to waste it.


**STORY TIME:** Bubbles has a Toothache

**Life skill :** To inculcate the importance of maintaining good dental hygiene.

<https://youtu.be/7bFt2mvMEsE?feature=shared>



## LIFE SKILLS-




**Recognition:** The students will learn the importance of water and its uses.



## Visual Discrimination: Observe

different forms of water



solid, liquid, gas) through evaporation and condensation –ice, steam, water vapour.



**Observation:** They will observe the existence of water around them. For

e.g. rain, tap water.



## ATTITUDE -

### Caring for environment

*Environment means everything around us. It is important for us to teach our children about the importance of our surroundings and tell them different ways and methods to take care of them.*

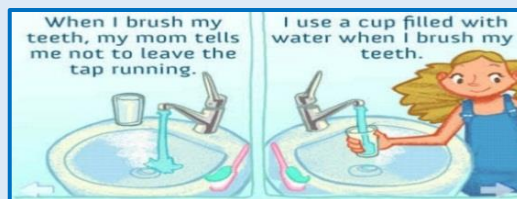
*For e.g. They should be motivated to keep the surroundings clean. They should plant more and more trees.*

- *They should adopt a tree or a small park in the nearby park and water the plants daily. They should not waste water.*



## FOR PARENTS

- Help the child identify and differentiate between cursive and print small letters from any written material.  
For example newspaper, magazine. Special attention should be given to phonetic sounds.
- To develop reading skills, encourage reading of three letter words of vowel “a” from story books, magazine and newspaper.
- Encourage your child to **SAVE WATER** – by not wasting water while drinking and using water for any other purpose.
- Practice conservation of water whenever you are using and mention it to her.



*Ms. Pooja Pahujani*

*Pre-Primary Co-ordinator*