



MPEC  
POWERED BY  
**PRATAP**  
INTERNATIONAL SCHOOL

**PRATAP INTERNATIONAL SCHOOL**  
**HOLIDAY HOMEWORK (2024-25)**  
**SUMMER HOLIDAYS HOMEWORK**



Name of Student: \_\_\_\_\_

Class & Section : \_\_\_\_\_



**MPEC**  
POWERED BY  
**PRATAP**  
INTERNATIONAL SCHOOL

**PRATAP INTERNATIONAL SCHOOL**  
**SUMMER HOLIDAYS HOMEWORK**  
**(2024-2025)**  
**Name:**

**Dear parents,**

Happy Summer Vacation! A long time to rejoice and recreate for all children. It is an appropriate period when the parents spend quality time with their children and try to discover their hidden potential, to realize their talents and raise their self-esteem.

Vacation gives children a chance to relax. Besides relaxing, there should be a healthy mix of play and work. Punctuate their relaxed moments with constructive and creative work, this will surely enhance their confidence.

Encourage your child to take healthy food.

Take your child for outing and fun. Try to spend maximum time with him / her & develop an everlasting bond.

Make sure that your child completes his / her homework neatly.

Help your child inculcate good habits.


Recite a story to your child in English.

So spend these holidays creating an environment filled with fun, frolic, learning & education.

Learn five lines on your family.

Learn five lines on myself.

# Summer Holidays



# HOMework

## ENGLISH

Literacy Skills- Page No.- 8 to 18  
15,16,17,20,21,26,27.51,52,53

## Art –

My Second Book Of Art and Craft- Page No.-  
4,5,15,21,24 and 25

## Father's Day Special

Make greeting card for your father and give it to him on Father's Day. Send the picture of the same.



**ENGLISH**



MPEC  
POWERED BY  
**PRATAP**  
INTERNATIONAL SCHOOL

**PRATAP INTERNATIONAL**  
**SCHOOL**  
**WORKSHEET**  
**CLASS:-KG**

NAME : .....

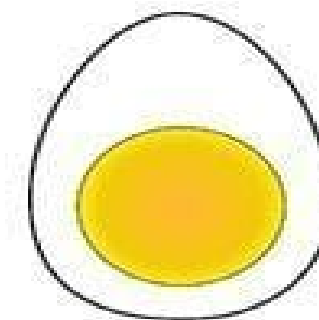
Date: .....

*Name:* \_\_\_\_\_


*Date:* \_\_\_\_\_

Match the beginning sound with the picture.

**A a**



**B b**



**C c**



**D d**



**E e**





MPEC  
POWERED BY  
**PRATAP**  
INTERNATIONAL SCHOOL

**PRATAP INTERNATIONAL**

**SCHOOL**

**WORKSHEET**

**CLASS:-KG**

NAME : .....

Date: .....

---

# Read and Draw

c -

a -



**PRATAP INTERNATIONAL**  
**SCHOOL**  
**WORKSHEET**  
**CLASS:-KG**


NAME : .....


Date: .....

# Letter Practice

Write the missing uppercase letters.


Draw a line to match the letters.



**MATHS**





MPEC  
POWERED BY  
**PRATAP**  
INTERNATIONAL SCHOOL

**PRATAP INTERNATIONAL**  
**SCHOOL**  
**WORKSHEET**  
**CLASS:-KG**











NAME : .....

Date: .....

Name: .....

**Missing Numbers**

Write the missing numbers.



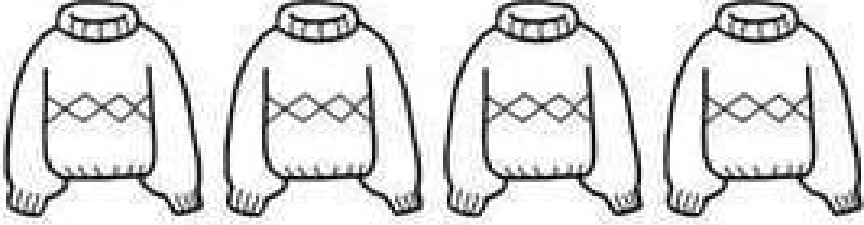
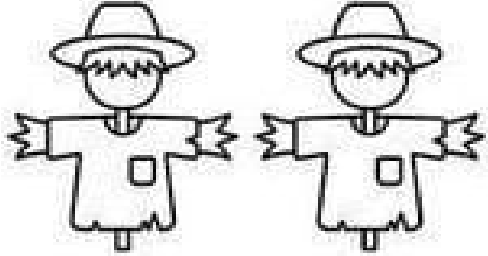




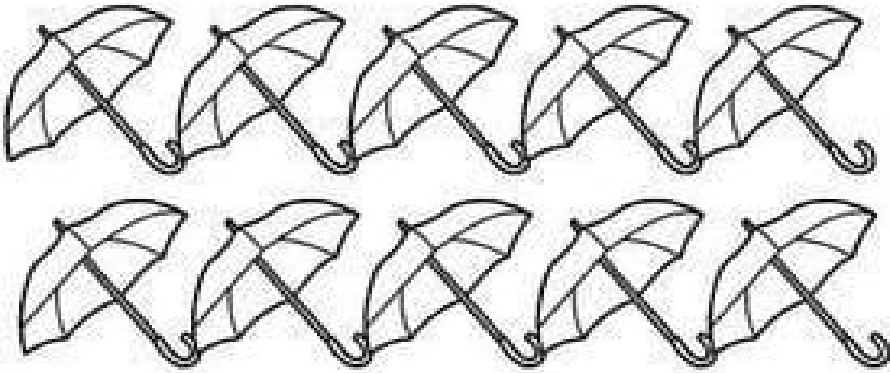
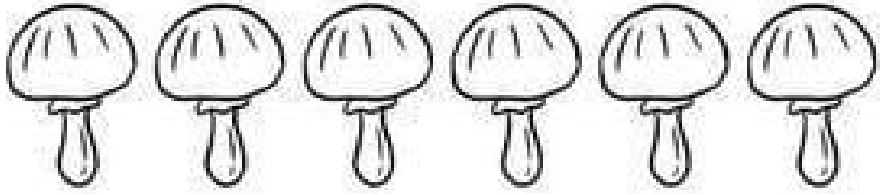
**PRATAP INTERNATIONAL**  
**SCHOOL**  
**WORKSHEET**  
**CLASS:-KG**

NAME : .....

Date: .....

# FALL COUNTING

Count and circle the number in each box.

 5    4    3    2	 5    4    3    2
 7    8    9    10	 10    8    7    5
 8    5    4    3	 7    8    9    10
 10    9    8    7	 9    8    7    6



MPEC  
POWERED BY  
**PRATAP**  
INTERNATIONAL SCHOOL

# PRATAP INTERNATIONAL

## SCHOOL

### WORKSHEET


CLASS:-KG

NAME : .....

Date: .....

#### APPLE ORCHARD

HOW MANY APPLE TREES DO YOU SEE?   
NOW COUNT THE APPLES ON EACH TREE.



*Color the trees green. Color the apples red.*



MPEC  
POWERED BY  
**PRATAP**  
INTERNATIONAL SCHOOL

**PRATAP INTERNATIONAL**  
**SCHOOL**  
**WORKSHEET**  
**CLASS:-KG**


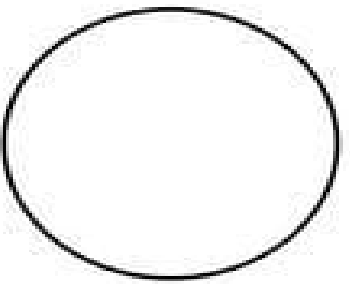
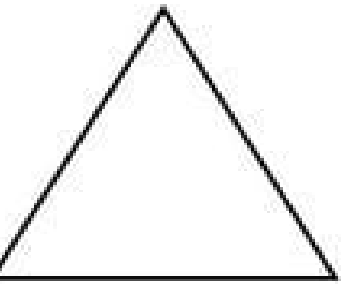
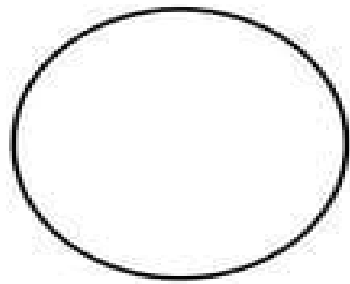

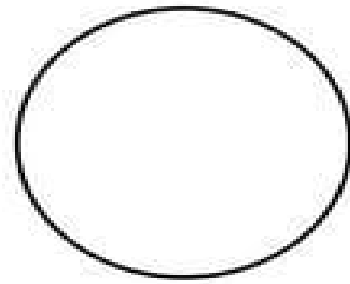
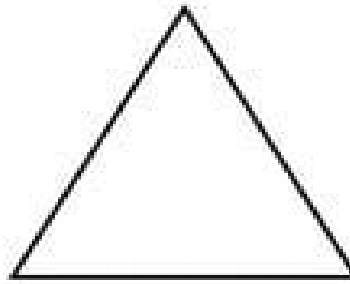

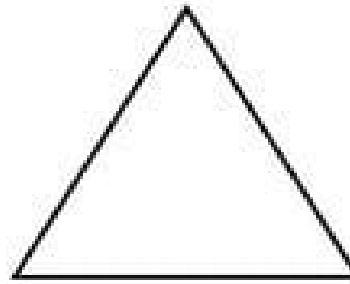
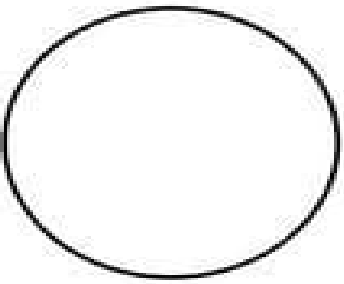


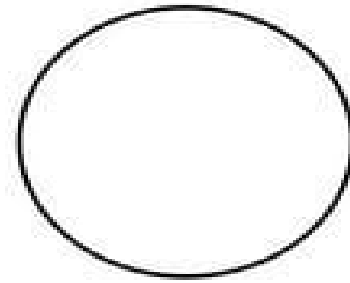
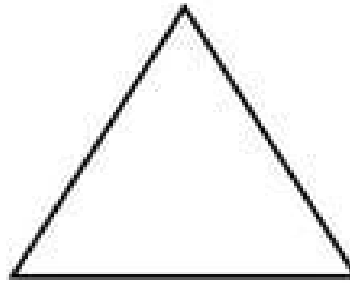

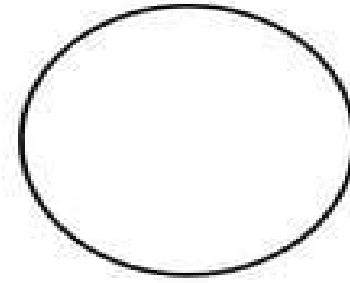

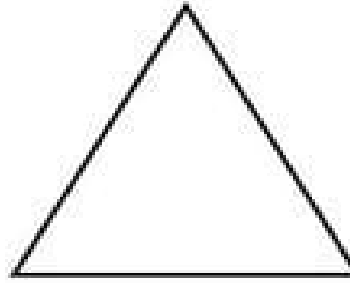
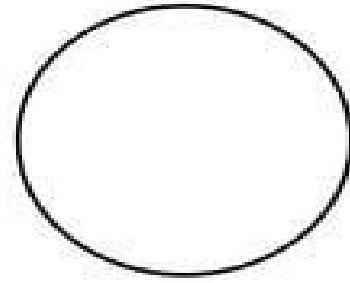
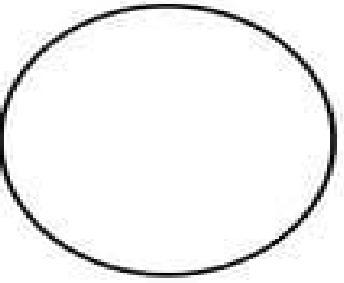
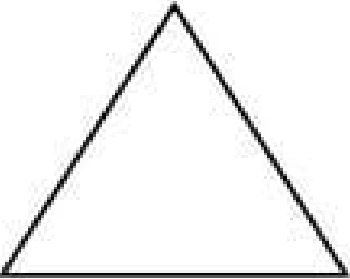
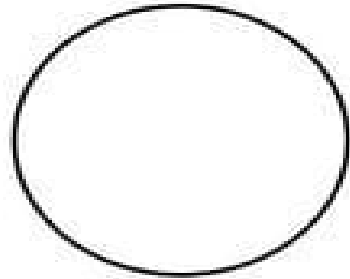

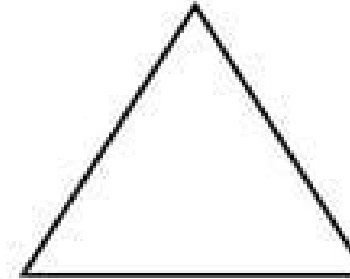

NAME : .....

Date: .....

**COLOR BY SHAPE**

Color the shapes below using color code provided.

□ red                      ○ yellow                      △ red



**HINDI**



MPEC  
POWERED BY  
**PRATAP**  
INTERNATIONAL SCHOOL

**PRATAP INTERNATIONAL**



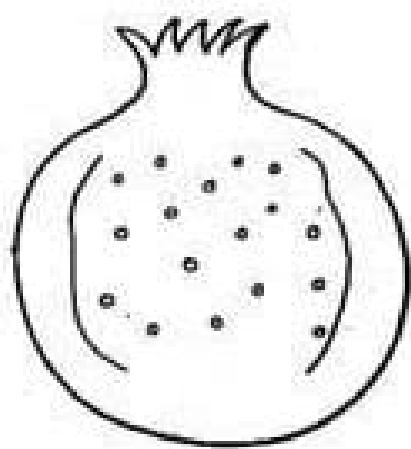



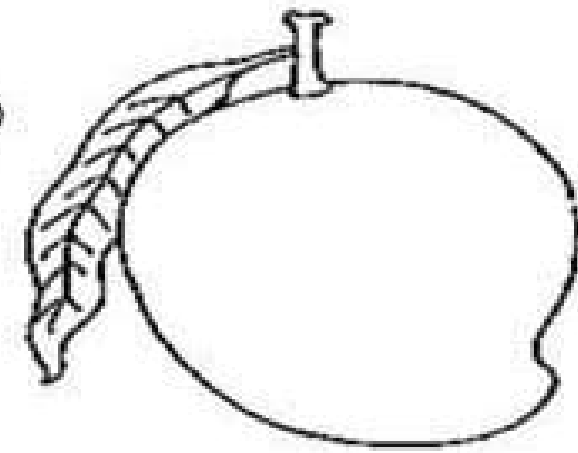
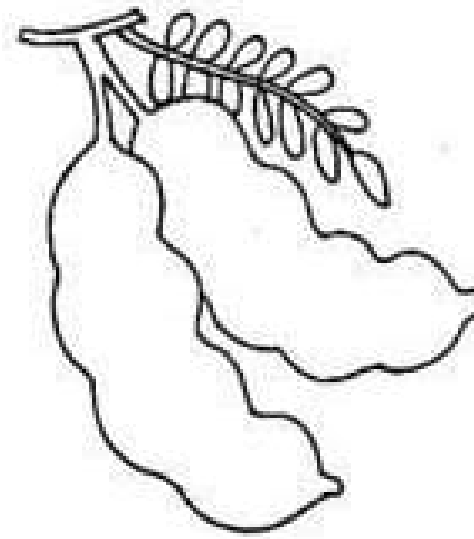
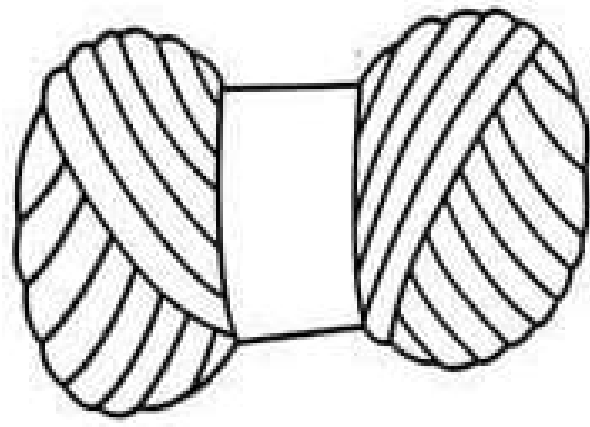
**SCHOOL**  
**WORKSHEET**

**CLASS:-KG**

NAME : .....

Date: .....

मिलान करो और चित्र में रंग भरो







MPEC  
POWERED BY  
**PRATAP**  
INTERNATIONAL SCHOOL

**PRATAP INTERNATIONAL**

**SCHOOL**  
**WORKSHEET**

**CLASS:-KG**

NAME : .....

Date: .....

स्वरों को सही क्रम में लगाइए। Arrange the swar in correct sequence.


इ	ओ	ऋ	अः
अ	उ	ए	
ऊ	अं	आ	
ऐ	औ	ई	





**GENERAL  
AWARENESS**



**PRATAP INTERNATIONAL  
SCHOOL  
WORKSHEET  
CLASS:-KG**

NAME : .....

Date: .....

**All About Me**

My name is

I am ○ years old

I am a...

boy girl

My favorite color is...

I like...

My favorite food is...



**PRATAP INTERNATIONAL**  
**SCHOOL**  
**WORKSHEET**  
**CLASS:-KG**

NAME : .....


Date: .....

**Find the correct shadow.**

Cut & Paste.



**Fruits**





**MPEC**  
POWERED BY  
**PRATAP**  
INTERNATIONAL SCHOOL

**PRATAP INTERNATIONAL**  
**SCHOOL**  
**WORKSHEET**  
**CLASS:-KG**

NAME : .....

Date: .....

**Paste the picture of vegetables-**

